


# SOUTHAMPTON COUNTY PUBLIC SCHOOLS

Update on Third Nine Weeks Return to In-person Learning & Continuing Virtual Learning

March 22, 2021 School Board Meeting



Dr. Gwendolyn Shannon,  
Division Superintendent

# MISSION

**The mission of the Southampton County Public Schools is through the combined efforts of staff, students, families, and the community we will ensure a quality education in a safe environment that will prepare students to be successful leaders and productive citizens in an ever-changing society.**

# VISION

**The vision of Southampton County Public Schools is that all students will be successful, productive, lifelong learners in an ever-changing world.**



# MAINTAINING EXCELLENCE

3

## DIVISION GOALS

- **Continuity of Health and Safety.**
- **Continuity of Nutrition.**
- **Continuity of Learning.**
- **Continuity of Resources.**

*GOAL 1: Expand Learning Opportunities and Increase Student Achievement*

*GOAL 2: Expand Our Safe and Healthy School Culture and Climate*

*GOAL 3: Expand Professional Training and Improved Employee Retention*

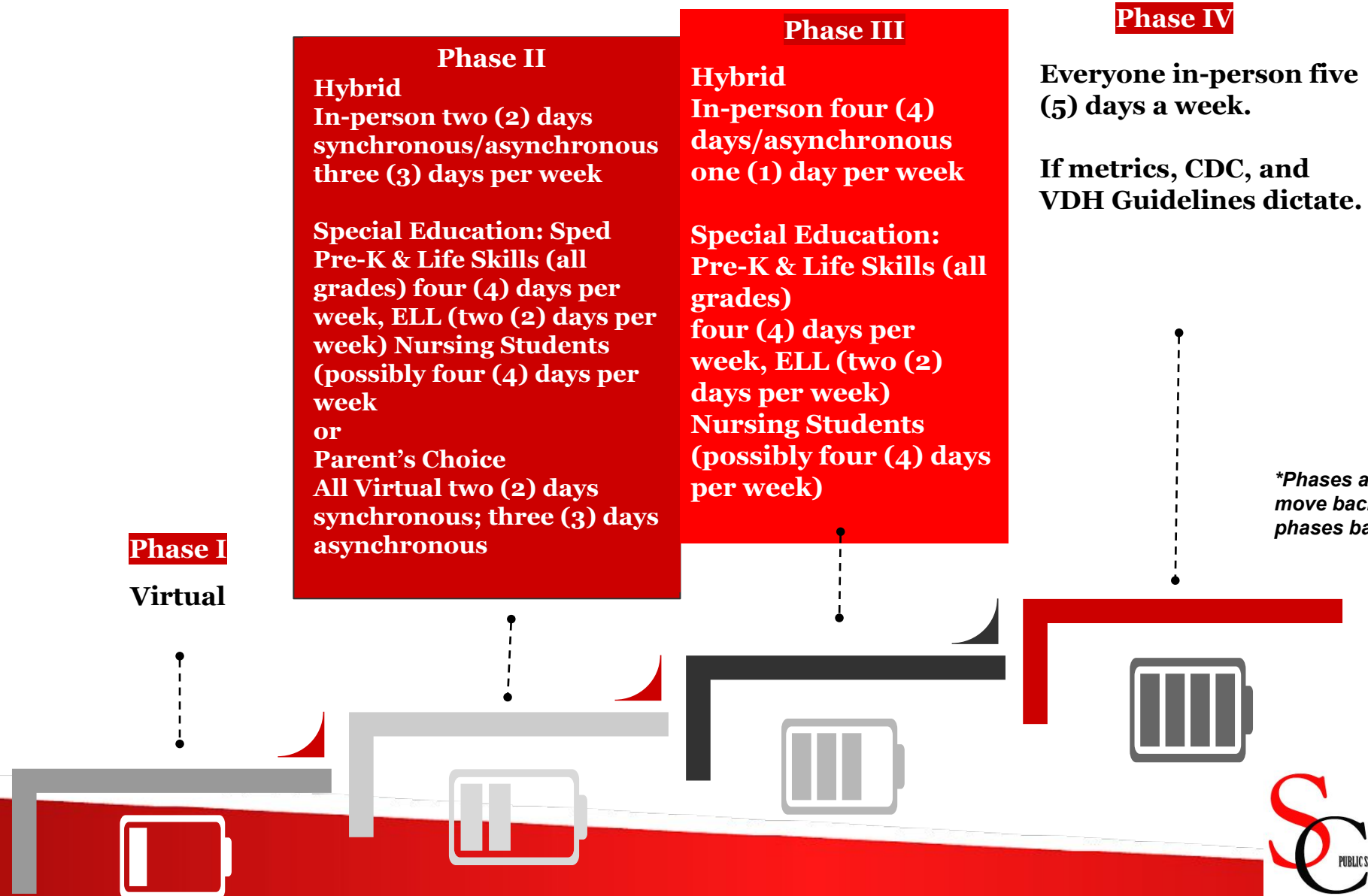
*GOAL 4: Expand Community and Parental Partnerships*

*GOAL 5: Expand Capital Improvement Efforts and Acquire More Fiscal Resources*

*GOAL 6: Expand Opportunities to Make School More Equitable for All Students*



# BACK TO SCHOOL PHASES



CURRENT STUDENT PARTICIPATION BY MODE				
School	Number of In-person Students	Number of Virtual Students	Total Number of Students	Number of Students Using Division Transportation
Capron Elementary School	101	85	186	51
Meherrin Elementary School	137	107	244	63
Nottoway Elementary School	182	88	270	81
Riverdale Elementary School	264	270	513	161
Southampton Middle School	297	340	637	320
Southampton High School	262	511	773	



# KEY MITIGATION STRATEGIES



**Mask Wearing**



**Frequent Handwashing**

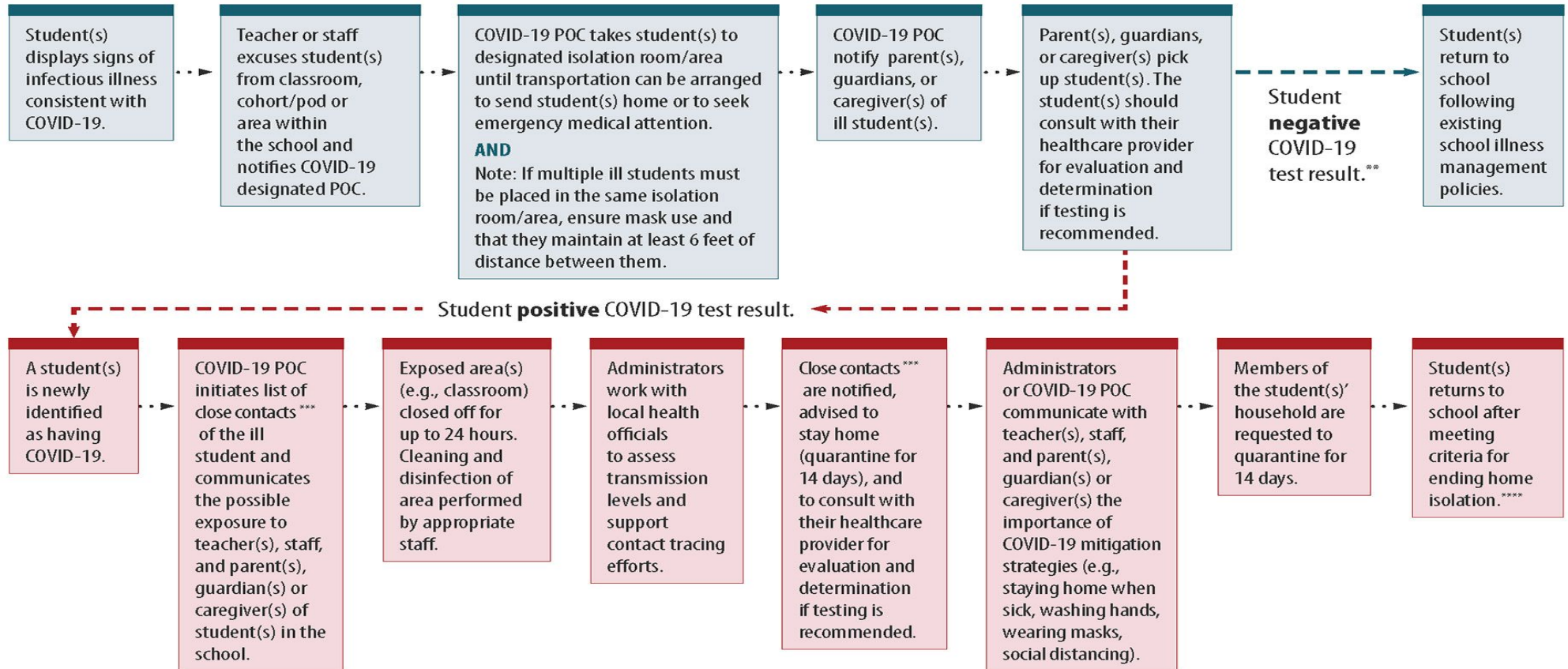


**Social Distancing**



# IF A CHILD BECOMES SICK AT SCHOOL

## WHAT TO DO IF A STUDENT BECOMES SICK AT SCHOOL OR REPORTS A NEW COVID-19 DIAGNOSIS\*



**Note:** COVID-19 POC = the designated point of contact (a staff person that is responsible for responding to COVID-19 concerns, such a nurse)

\* Scenario based on geographic area with community transmission of SARS-CoV-2 the virus that causes COVID-19.

\*\* With no known close contact

\*\*\* Close contact is defined as someone who was within 6 feet for a total of 15 minutes or more within 2 days prior to illness onset, regardless of whether the contact was wearing a mask.

\*\*\*\* Student can end home isolation after meeting all of the following three criteria: at least 10 days since symptoms appeared, at least 24 hours with no fever-reducing medication, and symptoms have improved.



CS 319661 A August 31, 2020 1:11 PM

[cdc.gov/coronavirus](https://cdc.gov/coronavirus)

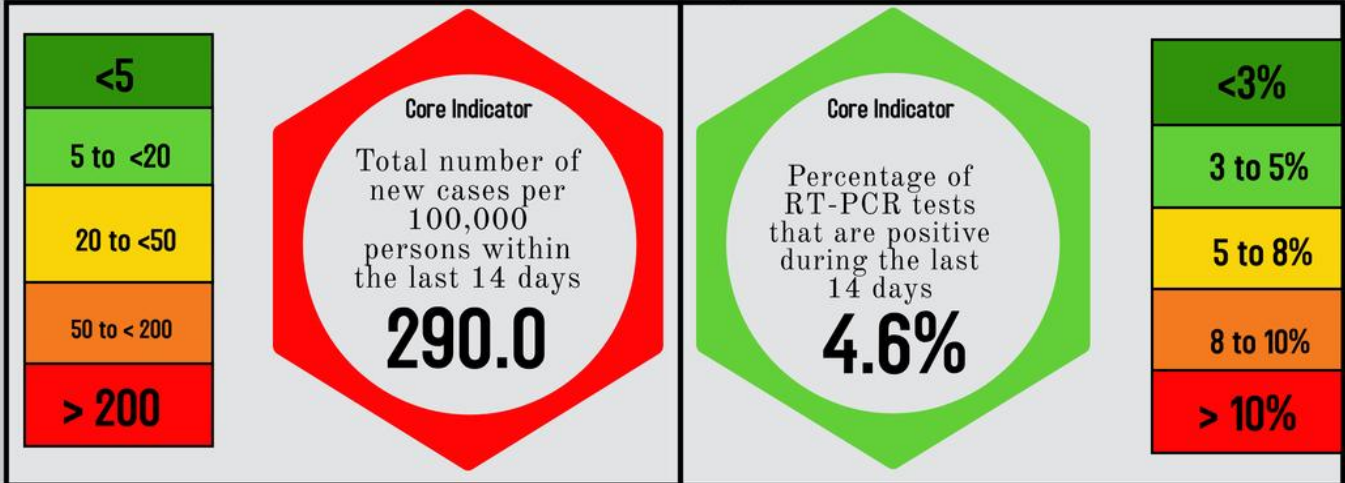


<https://www.cdc.gov/coronavirus/2019-ncov/images/1118-community/schools-childcare/childcare-student-becomes-sick-at-school-diagnosis-flowchart.jpg>

# Southampton County Public Schools

March 3, 2021

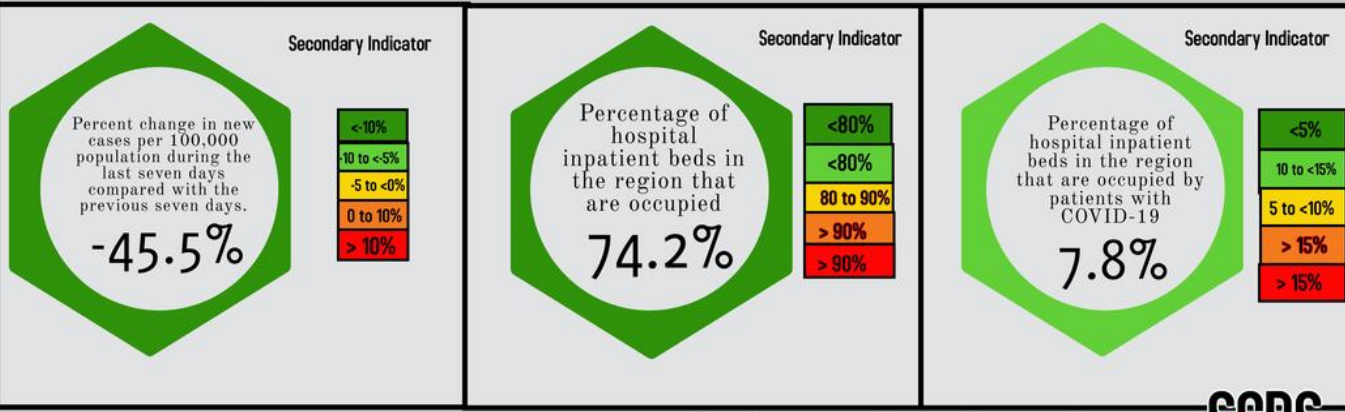
## COVID-19 Community Data Dashboard



**Key**

Lowest Risk
Lower Risk
Moderate Risk
Higher Risk
Highest Risk

Schools	Virtual Students Positive	Virtual Students Quarantined	In-person Students Positive	In-person Students Quarantined	Staff Positive	Staff Quarantined
SHS	0	0	0	2	0	0
SMS	0	0	0	3	0	1
Capron	0	0	0	1	0	0
Meherrin	0	0	0	2	0	0
Nottoway	0	0	0	3	1	0
Riverdale	2	0	0	3	0	1
Fresh Start	0	0	0	1	0	0
Central Office	0	0	0	0	0	2
























# DATA DASHBOARD

Each day, Southampton County Public Schools has released, on the division's website and the division Facebook and Twitter pages, a COVID-19 Daily Dashboard. Within this set of information, which is taken directly from the Virginia Department of Health, are the Core and Secondary indicators of community health and transmission.

As of March 4, 2021, the VDH metrics have changed. Currently, the counts are calculated per 7 days vs 14 as previously used. Additionally, the metrics are only updated weekly, as compared to the previous daily reports.



# SOUTHAMPTON'S STATISTICS

Week	Total Number of New Cases per 100,000 (Last 14 days)	Percentage of RT-PCR Positive Tests	Percent Change in New Cases per 100,000 (Last 7 days)
March 3, 2021	290.0 	4.6% 	7.8% 
February 8, 2021	625.5 	8.3% 	13.1% 
February 1, 2021	750.6 	10.3% 	16.4% 
January 11, 2021	2,195 	11.3% 	-13.5% 
October 19, 2020	619.8 	21.5% 	236% 
October 12, 2020	324.1 	10.9% 	-21.9% 
July 27, 2020	238.0 	9.1% 	10% 

RT-PCR (Reverse transcriptase polymerase chain reaction)

\*Percent Positivity 15.3% VDH

\*Percent Change 145.4% VDH

(Core Indicators)	Lowest risk of transmission in schools	Lower risk of transmission in schools	Moderate risk of transmission in schools	Higher risk of transmission in schools	Highest risk of transmission in schools	SCPS July 2020	SCPS October 2020	SCPS January 2021	SCPS February 1, 2021	SCPS February 8, 2021	SCPS March 3, 2021
Original CDC School Reopening Indicators											
Number of new cases per 100,000 persons within the last 14 days*	<5	5 to <20	20 to <50	50 to <200	>200	238.8	619.8	2,195	750.6	625.5	290.0
Percentage of RT-PCR tests that are positive during the last 14 days**	<3%	3 to <5%	5 to <8%	8 to <10%	>10%	9.1%	21.5%	11.3%	10.3%	8.3%	4.6%
Ability of the school to implement <b>5 Key mitigation strategies</b> • <b>Consistent and correct use of masks</b> • <b>Social distancing</b> to the largest extent possible • <b>Hand hygiene and respiratory etiquette</b> • <b>Cleaning and disinfection</b> • <b>Contact tracing in collaboration with local health department</b> Schools should adopt the additional mitigation measures outlined below to the extent possible, practical and feasible.	Implemented all <b>5</b> strategies correctly and consistently	Implemented all <b>5</b> strategies correctly but inconsistently	Implemented <b>3-4</b> Strategies correctly and consistently	Implemented <b>1-2</b> Strategies correctly and consistently	Implemented <b>no</b> strategies	Yes	Yes	Yes	Yes	Yes	Yes

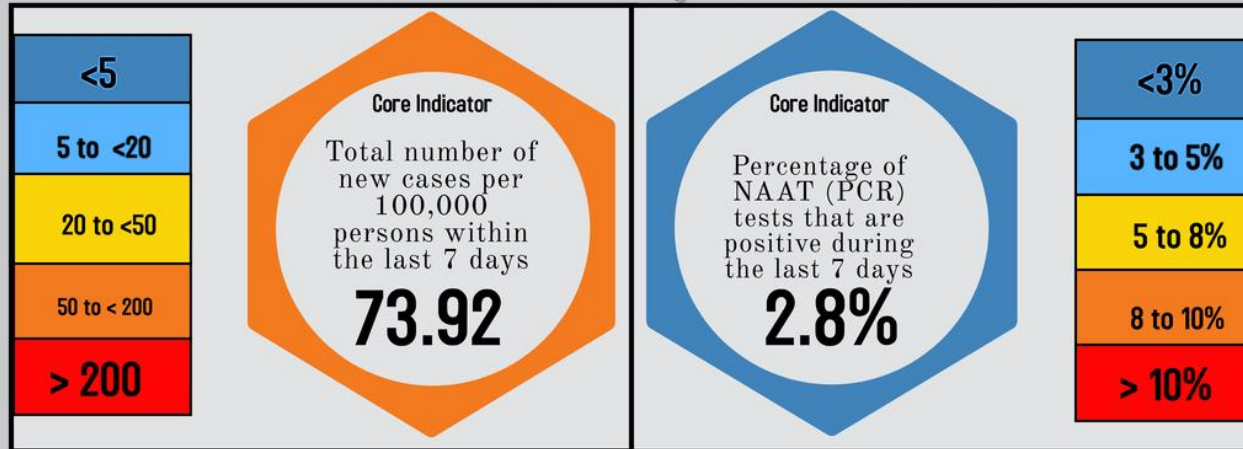
Secondary Indicators	Lowest risk of transmission in schools	Lower risk of transmission in schools	Moderate risk of transmission in schools	Higher risk of transmission in schools	Highest risk of transmission in schools	SCPS July 2020	SCPS October 2020	SCPS January 2021	SCPS February 1, 2021	SCPS February 8, 2021	SCPS March 3, 2021
Percent change in new cases per 100,000 population during the last 7 days compared with the previous 7 days (negative values indicate improving trends)	<-10%	-10 to <-5%	-5 to <0%	0 to < 10%	>10%	10%	236%	-13.5%	16.4%	8.3%	-45.5%
Percentage of hospital inpatient beds in the community that are occupied	<80%	<80%	80 to 90%	>90%	>90%	75%	66.8%	74.4%	74.4%	78.2%	74.2%
Percentage of intensive care unit beds in the community that are occupied***	<80%	<80%	80 to 90%	>90%	>90%						
Percentage of hospital inpatient beds in the community that are occupied by patients with covid-19***	<5%	5 to 10%	10 to 15%	>15%	>15%	9.6%	3%	17.1%	15.3%	13.1%	7.8%
Existence of localized community/public setting COVID-19 outbreak****	No	No	Yes	Yes	Yes						

# Southampton County Public Schools

Updated Every Wednesday  
All Data Is Of The Past 7 Days

3/17/2021

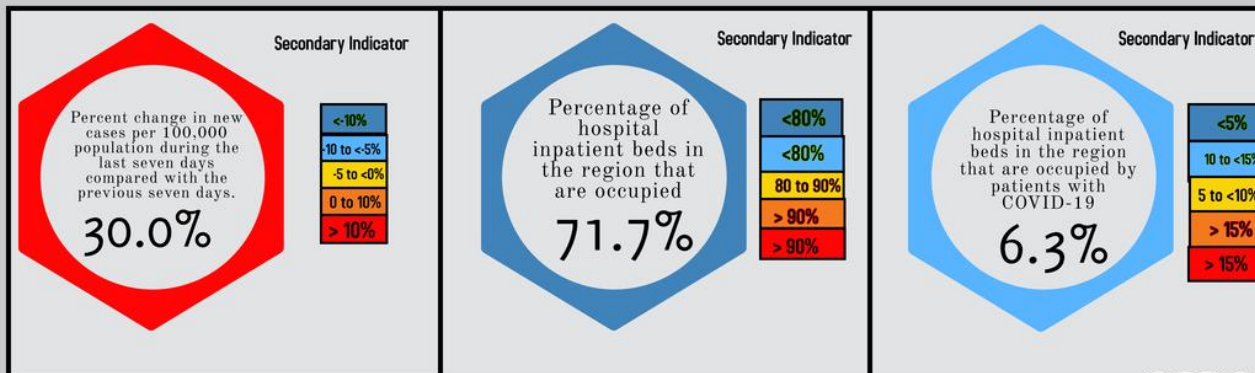
## COVID-19 Community Data Dashboard



### Key

Lowest Risk
Lower Risk
Moderate Risk
Higher Risk
Highest Risk

Schools	Virtual Students Positive	Virtual Students Quarantined	In-person Students Positive	In-person Students Quarantined	Staff Positive	Staff Quarantined
SHS	0	0	1	2	0	1
SMS	0	0	0	1	1	6
Capron	0	0	0	1	0	1
Meherrin	0	0	0	1	0	0
Nottoway	0	0	0	1	0	0
Riverdale	0	0	0	0	1	0
Fresh Start	0	0	0	0	0	0
Central Office	0	0	0	0	0	2



based on CDC School Metrics & Indicators for Dynamic Decision Making  
www.vdh.virginia.gov

Dr. Gwendolyn Shannon, Division Superintendent

gshannon@southampton.k12va.us  
757-653-2692 or 757-653-4464

**SCPS**

Daily COVID Data Dashboard

# New Data Dashboard



# COVID-19 Vaccinations



# Vaccine at Workforce Center Thursday, March 11, 2021



# Vaccines Administered

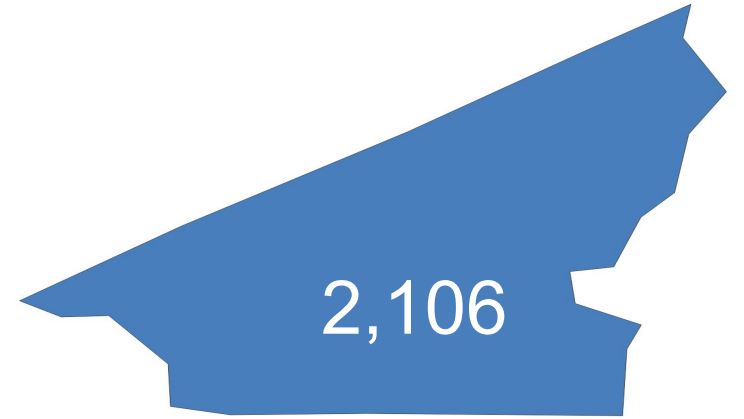
## *Southampton County-Phase 1 B*

4,160 (At least one dose)

2,106 (Fully Vaccinated)

23,595 (At least one dose Rate per 100,000)

11,945 (Fully Vaccinated Rate per 100,000)



2,069,176 (At least one shot)

1,133,834 (Fully Vaccinated)

## Virginia



According to VDH website

According to VDH's website 03.22.2021.

# ON CAMPUS COVID CASES



# Southampton County Public Schools

3/22/2021

## Covid-19 School District Data Dashboard

Schools	Virtual Students Positive	Virtual Students Quarantined	In-person Students Positive	In-person Students Quarantined	Staff Positive	Staff Quarantined
SHS	8	0	4	5	0	2
SMS	0	0	0	2	1	0
Capron	0	0	0	1	0	0
Meherrin	0	0	0	1	0	0
Nottoway	0	0	0	1	0	0
Riverdale	0	0	0	1	1	0
Fresh Start	0	0	0	0	0	0
Central Office	0	0	0	0	0	1



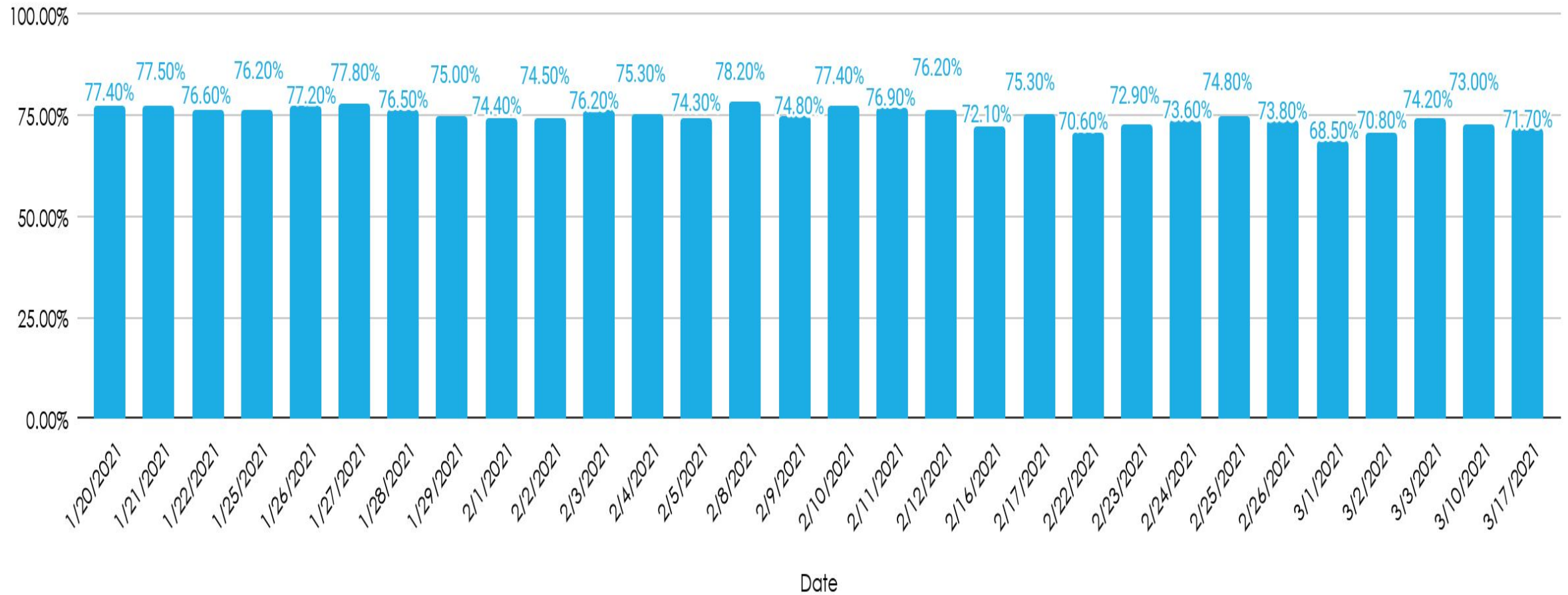
*Dr. Gwendolyn Shannon, Division Superintendent*

[gshannon@southampton.k12.va.us](mailto:gshannon@southampton.k12.va.us)

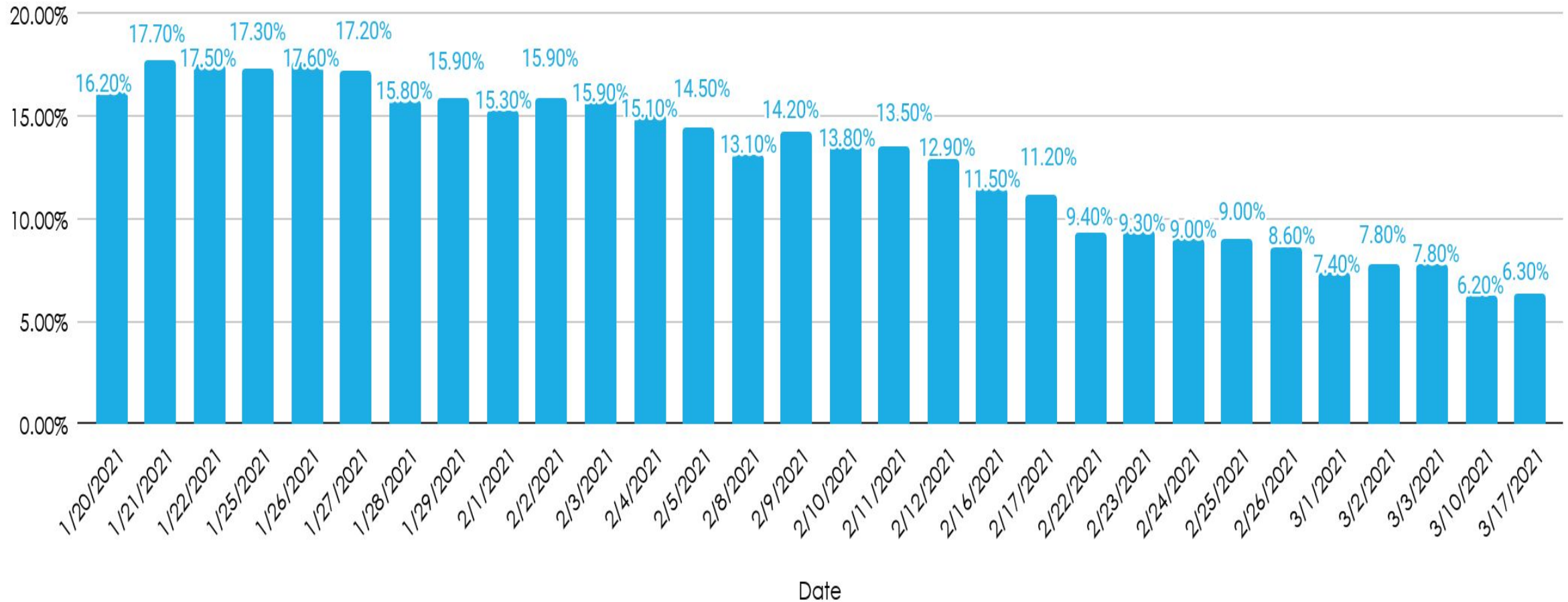
757-653-2692 or 757-653-4464

**SCPS**  
Daily Dashboard

## Percent Of Hospital Beds Occupied (Region)



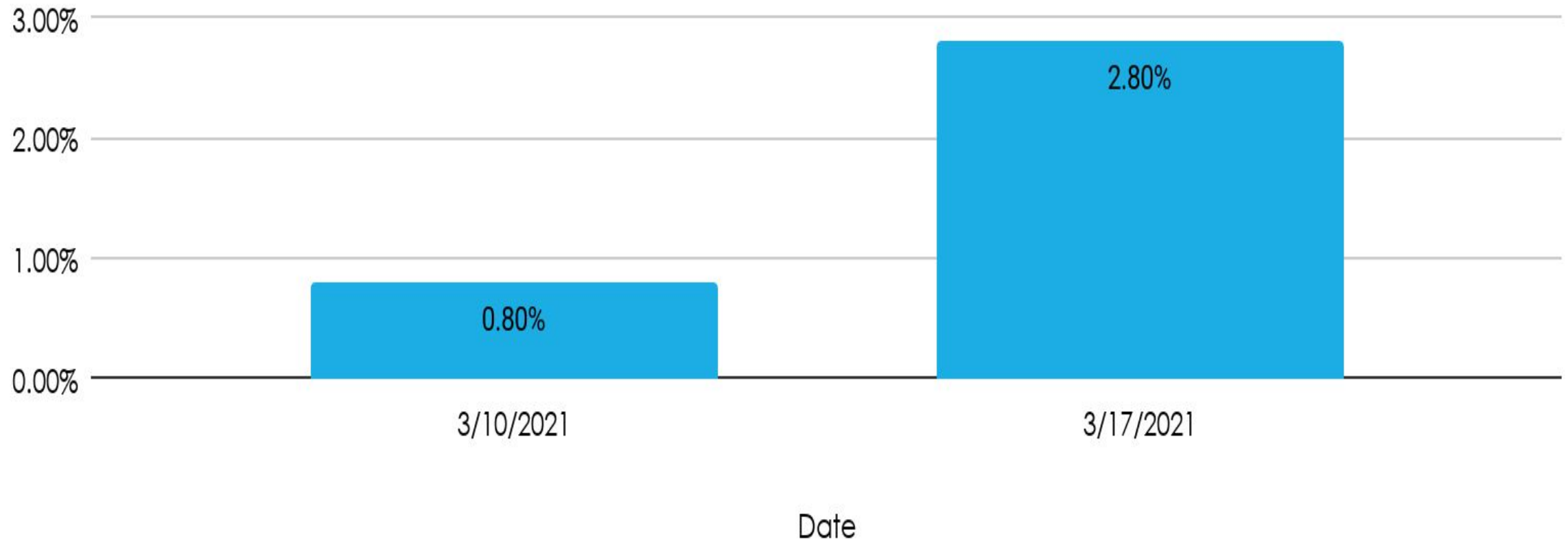
## Percent Of COVID-19 Occupied Hospital Beds (Region)



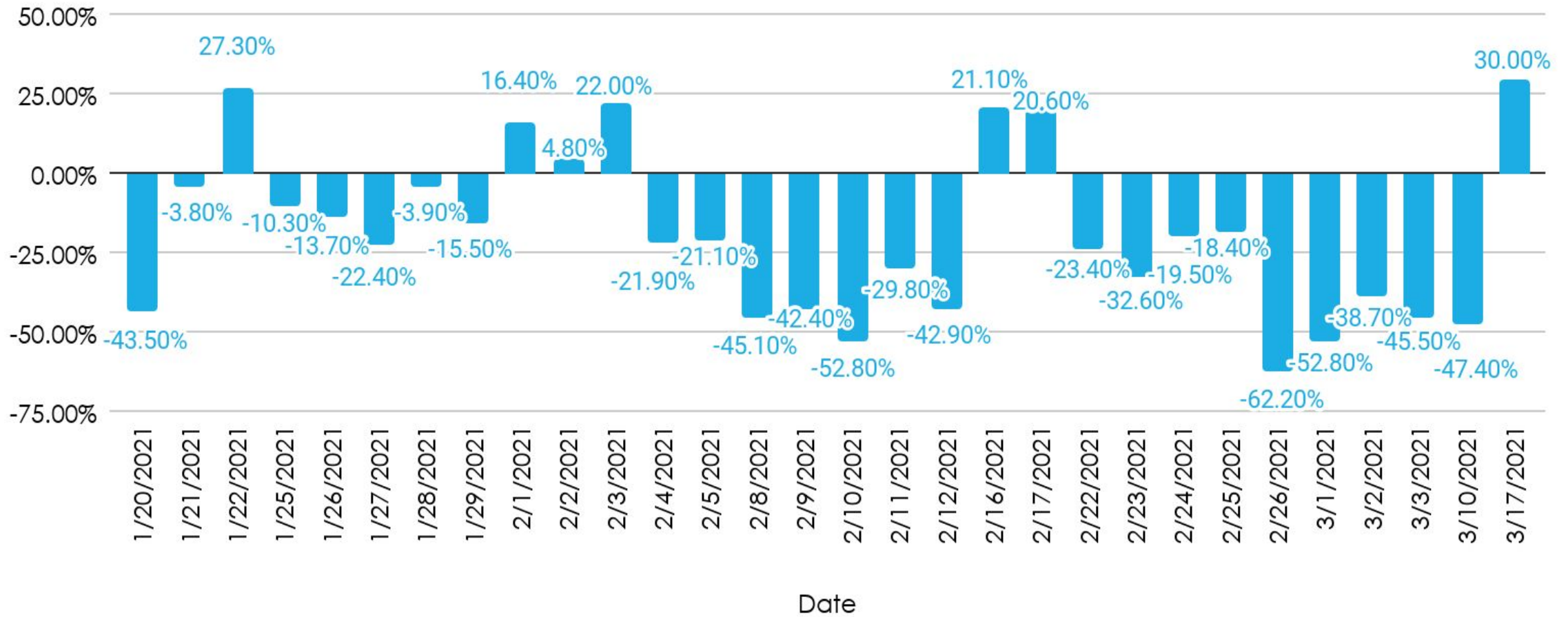
## RT-PCR Positive Tests (Last 14 Days)



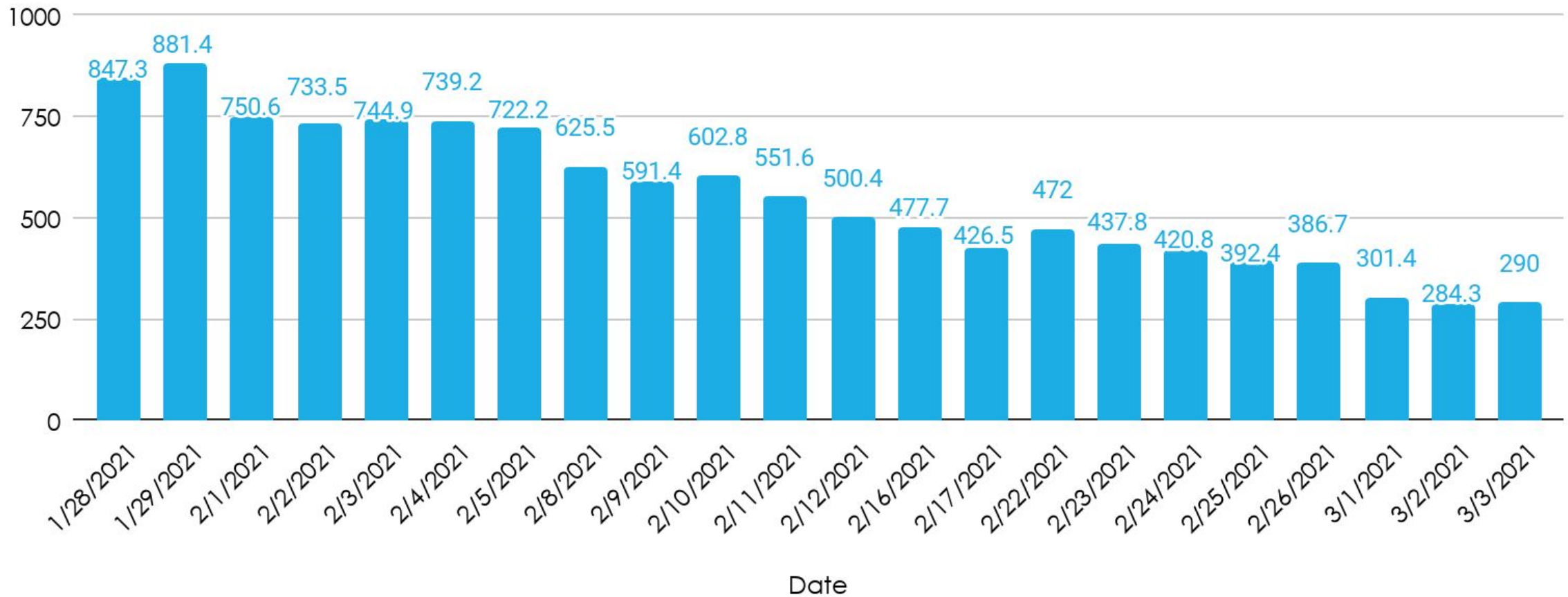
## NAAT(PCR) Positive Tests (Last 7 days)



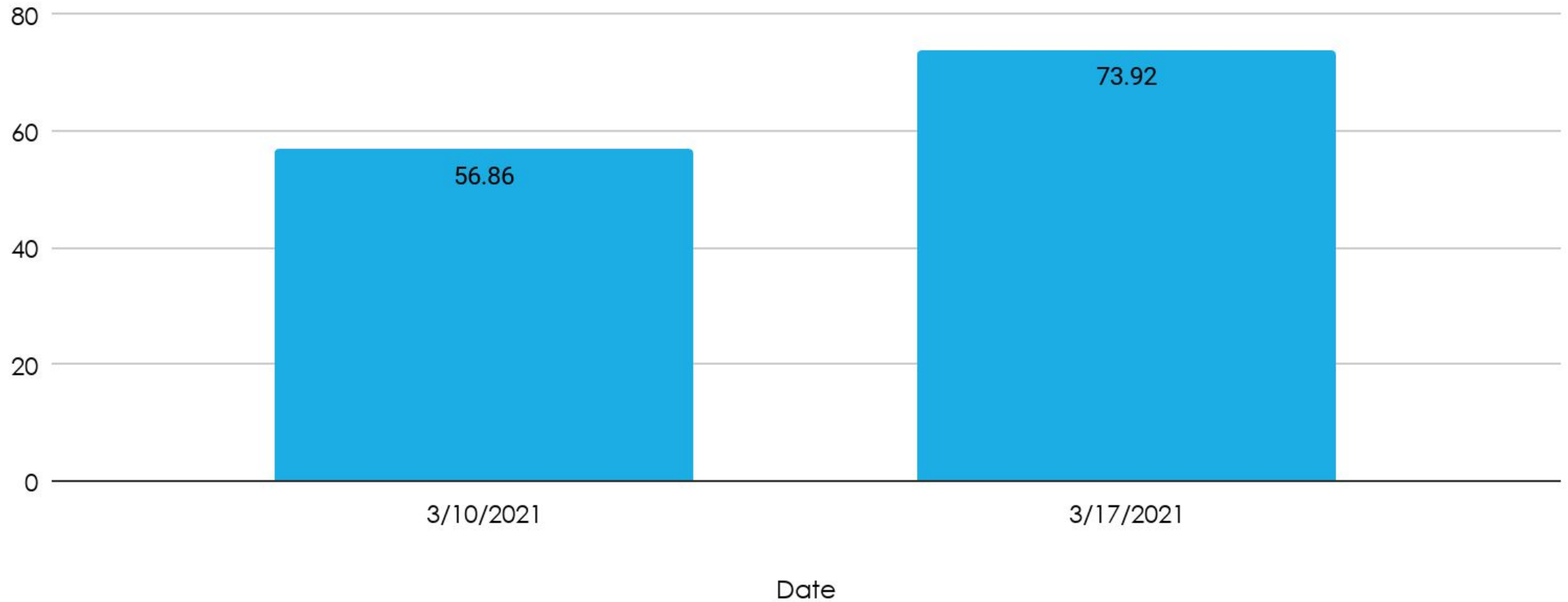
## Percent Change In New Cases Per 100,000 (7 Days)



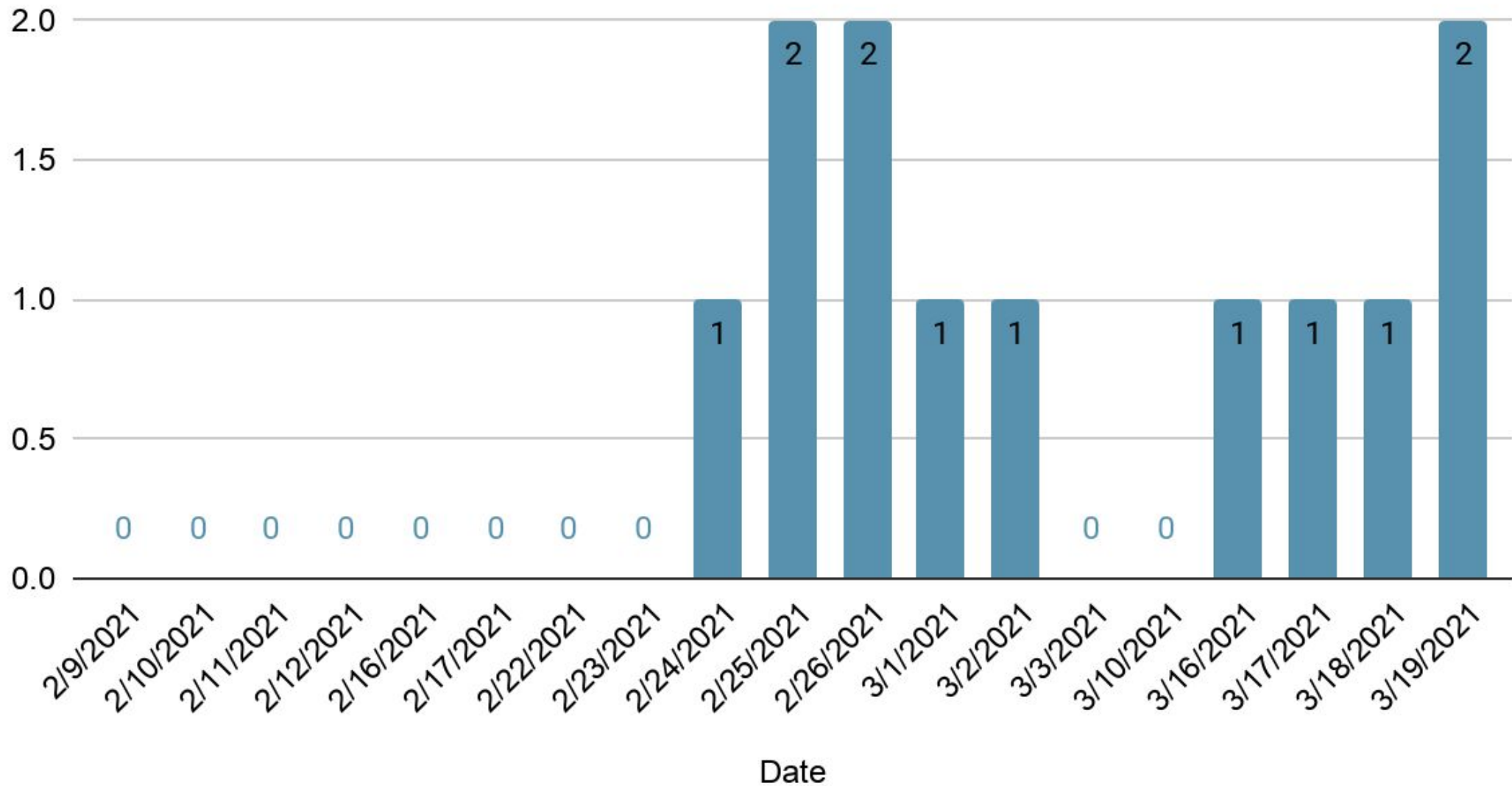
## New Cases Per 100,000 Persons Within The Last 14 Days



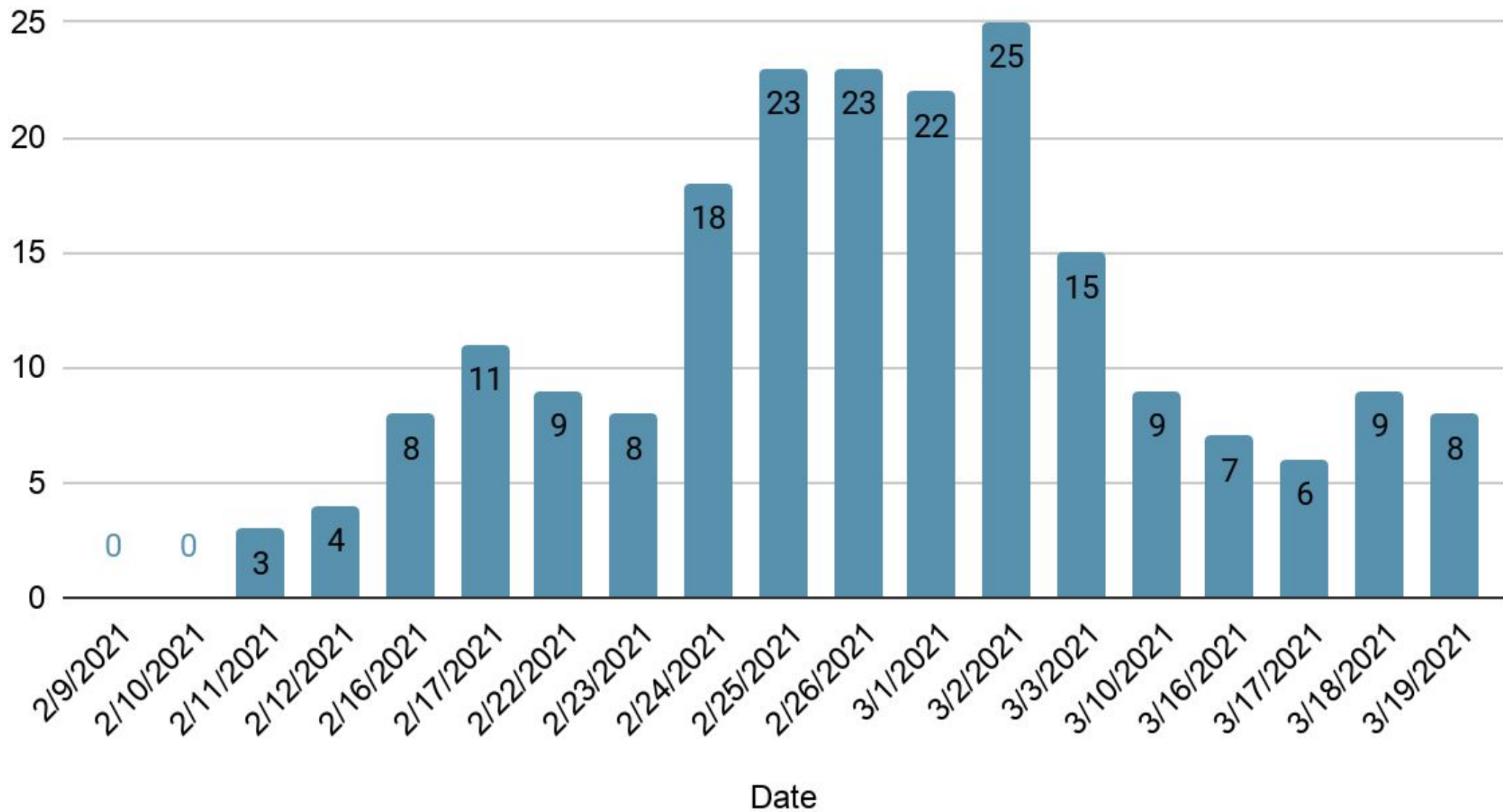
## Total New cases per 100,000 (7 Days)



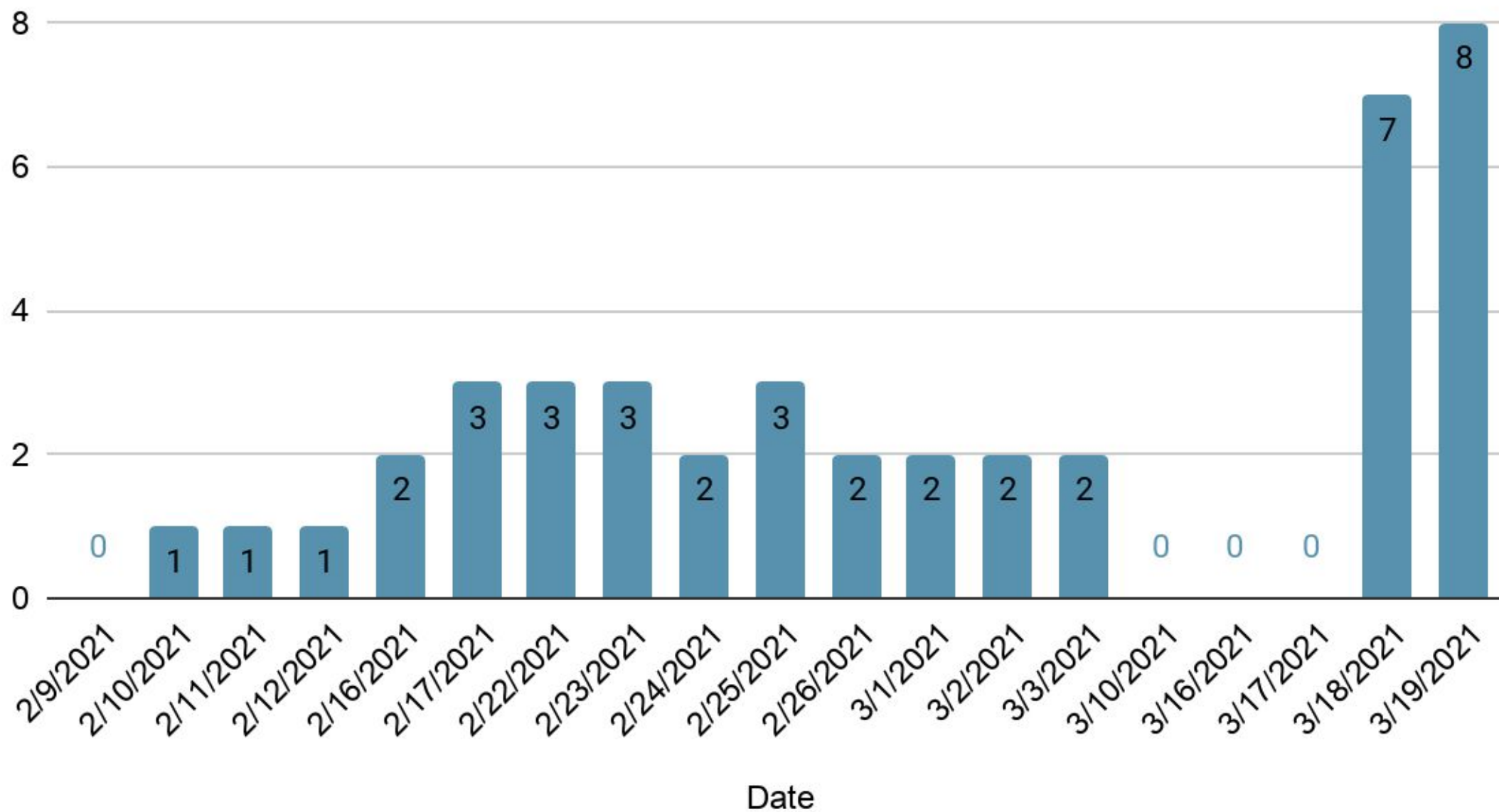
## In-Person Students (Covid-19 Positive)



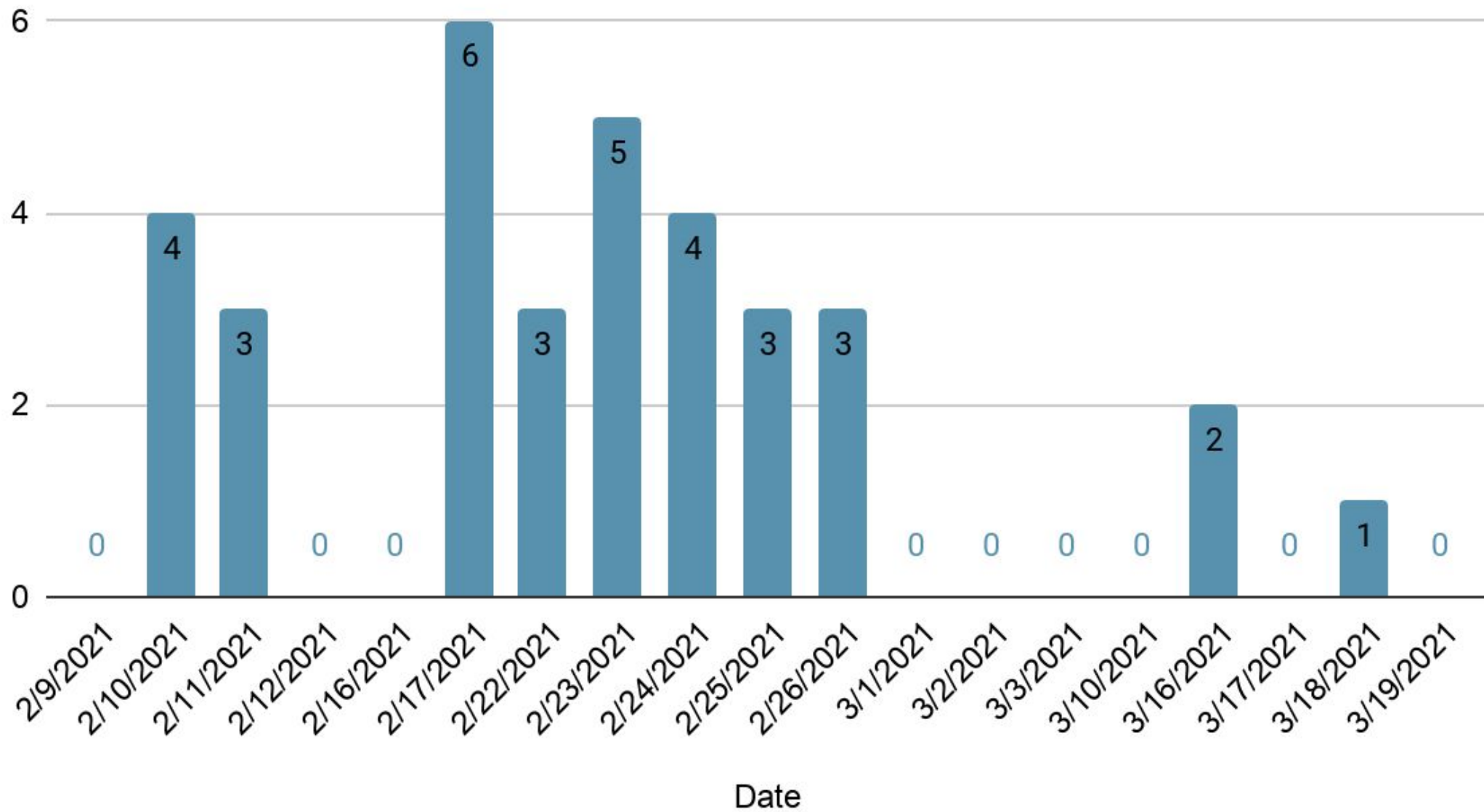
## In-Person Students (Quarantined)



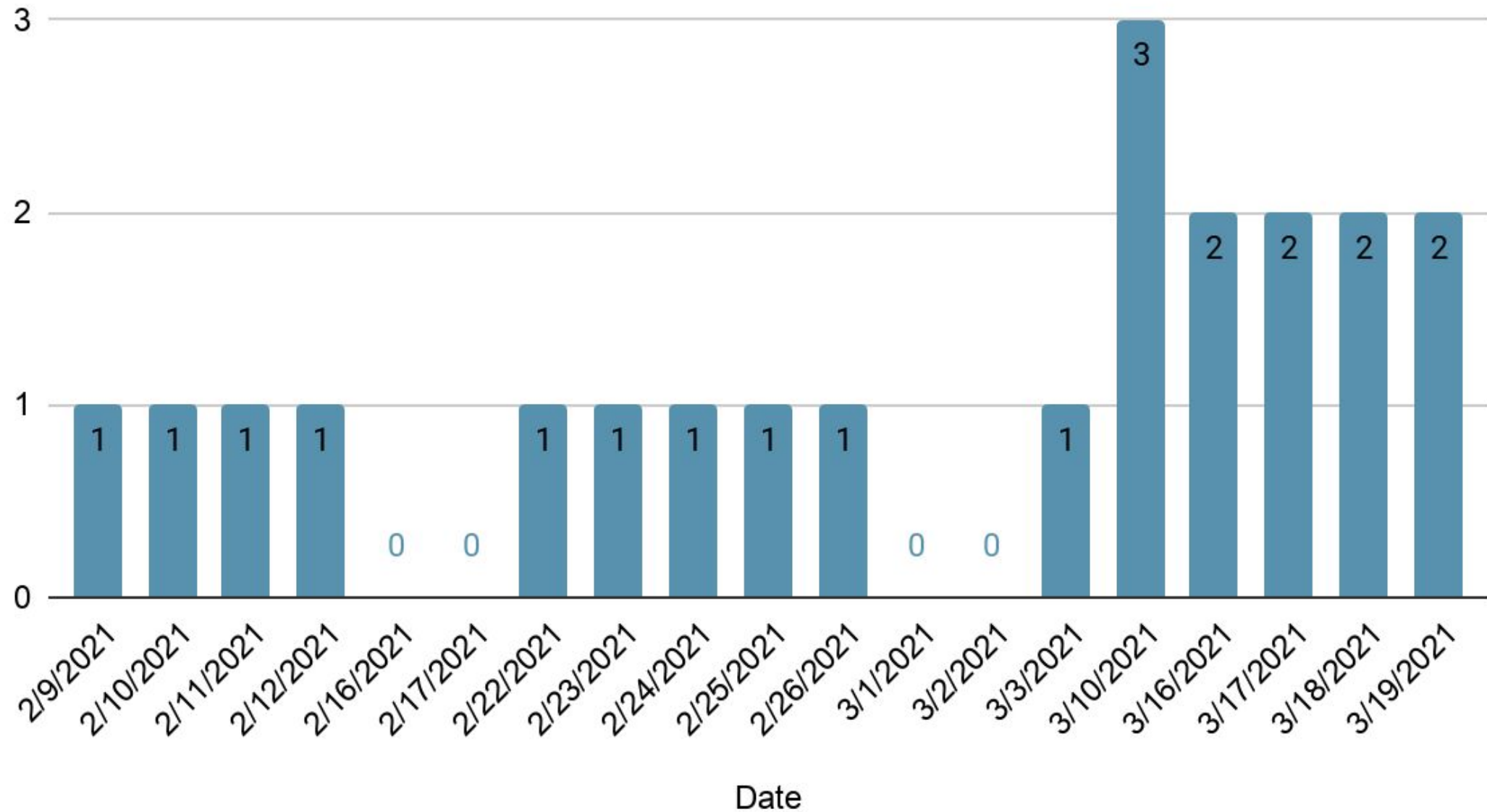
## Virtual Students (Positive)



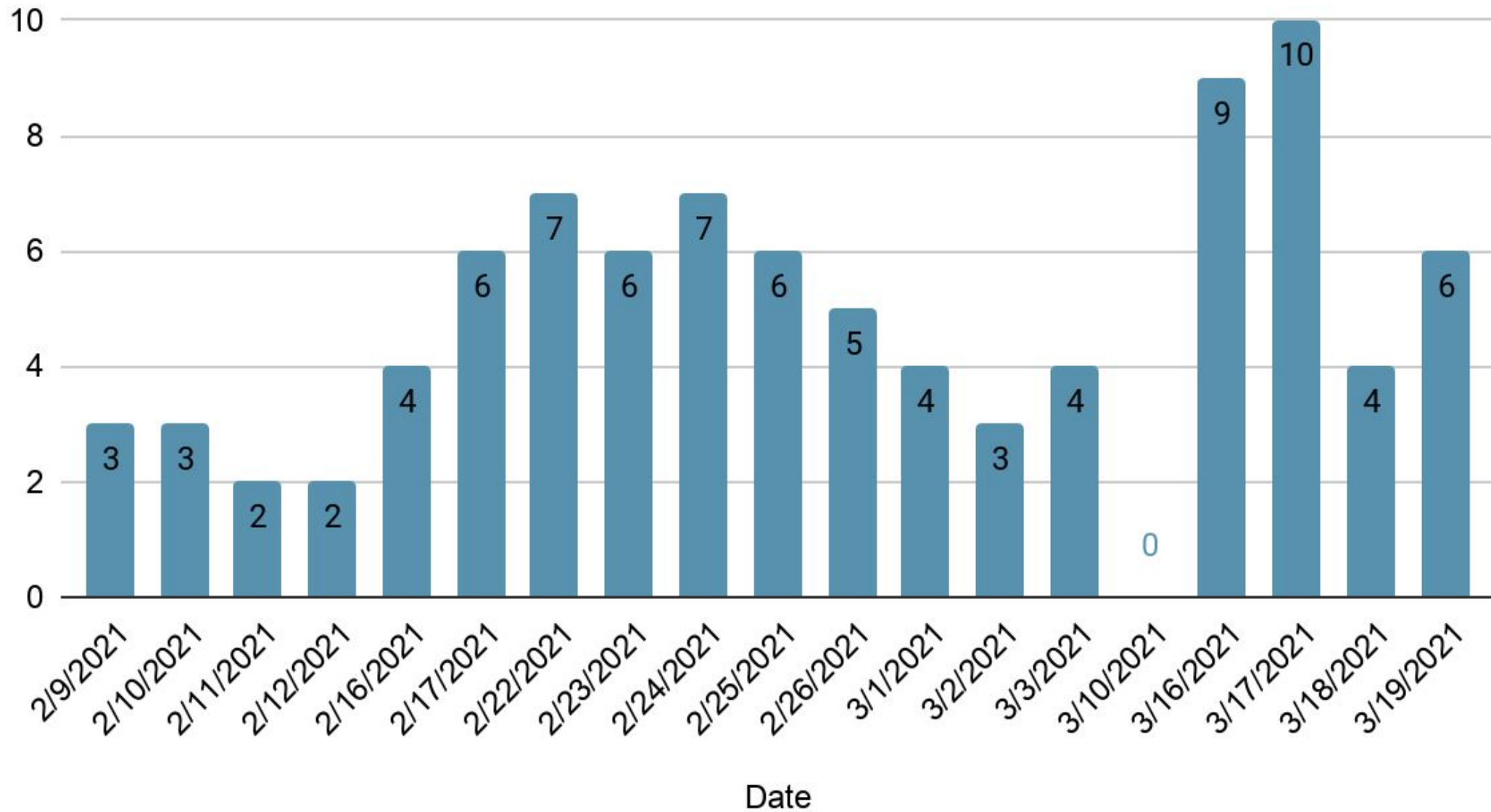
## Virtual Students (Quarantined)



## Staff (Covid-19 Positive)



## Staff (Quarantined)



# New Mitigation Strategies



# PHASED MITIGATION & LEARNING MODES

The phased mitigation recommendations are meant to assist school officials in making decisions, through regular monitoring of local indicators.

As school officials monitor indicators and thresholds, they should take local trends and other factors into account when making decisions about in-person learning.

For example, implementation of mitigation strategies should be intensified if indicators worsen.

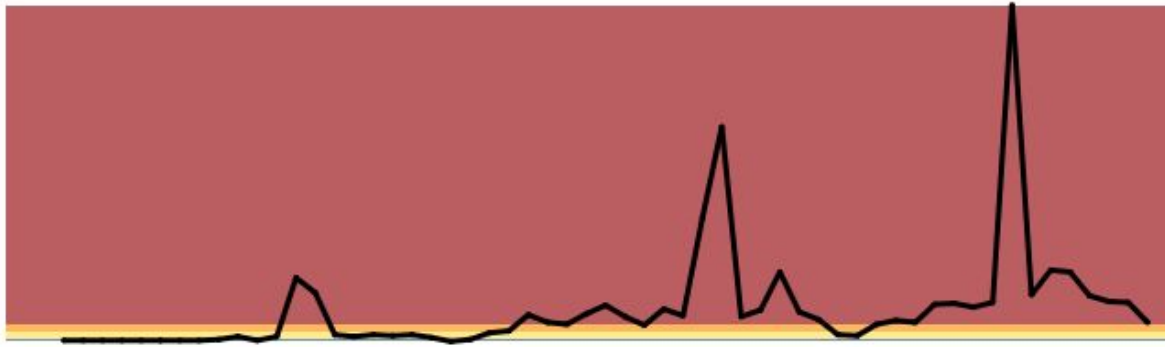
**\*\*Intensifying mitigation may also involve imposing restrictions on sports and extracurricular activities.\*\***

Mitigation strategies and transitions to full in-person instruction should only be relaxed or lifted after improvements are documented continuously for several weeks, such as decreasing to moderate from substantial levels.

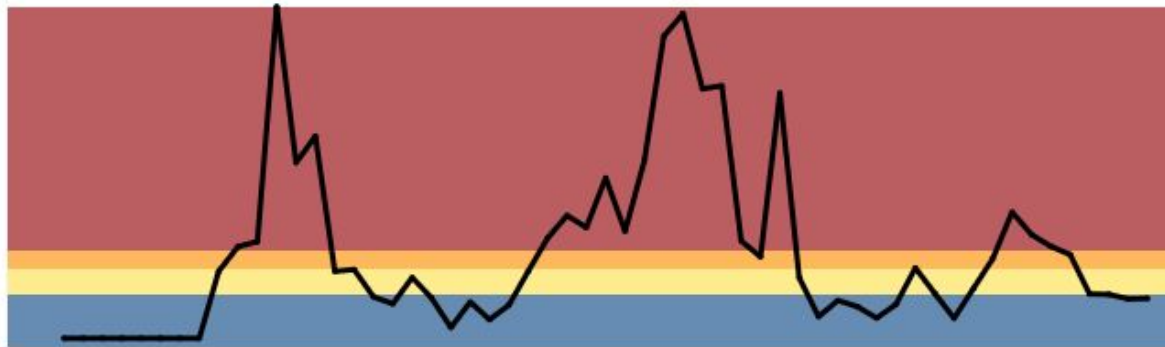
Indicator	Low Transmission Blue	Moderate Transmission Yellow	Substantial Transmission Orange	High Transmission Red
Total new cases per 100,000 persons in the past 7 days <sup>2</sup>	0-9	10-49	50-99	≥100
Percentage of NAATs that are positive during the past 7 days <sup>3</sup>	<5.0%	5.0%-7.9%	8.0%-9.9%	≥10.0%

### Core Indicators, Southampton, 2/27/2021

Total number of new cases per 100,000 persons within the last 7 days\*



Percentage of NAAT (PCR) tests that are positive during the last 7 days\*\*

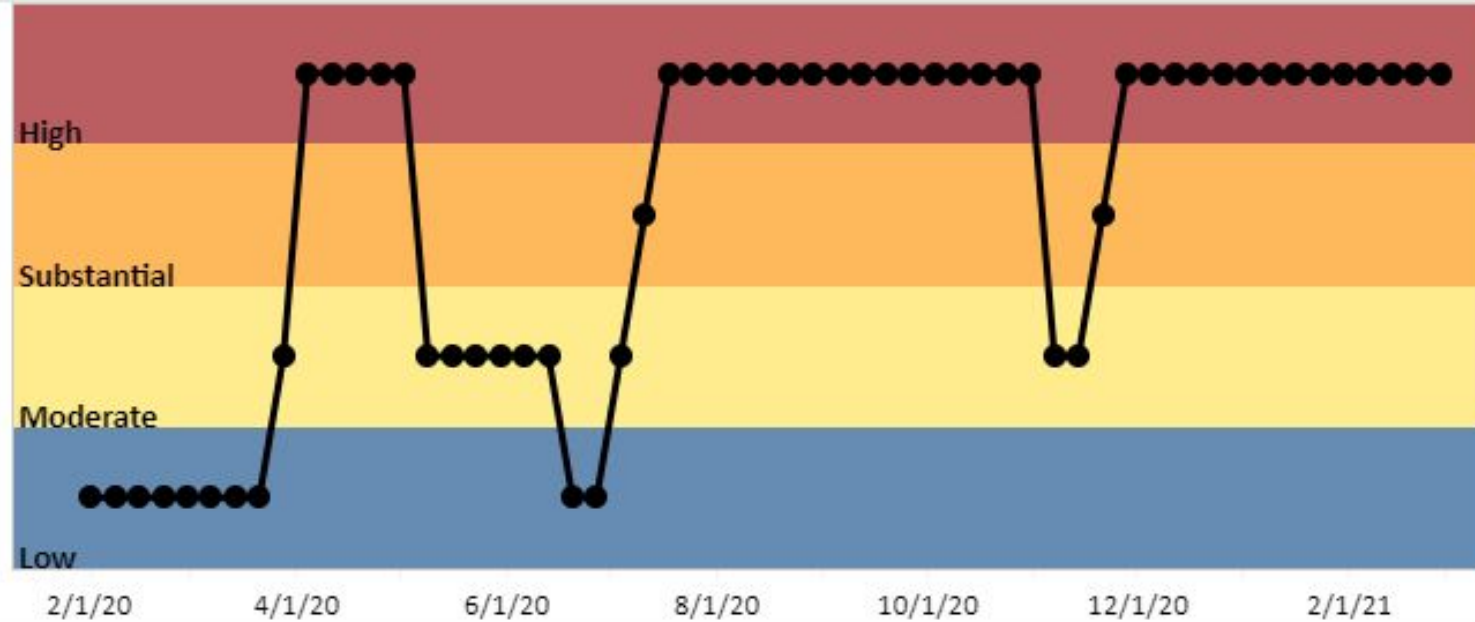


These two indicators are the top two in identifying the level of community transmission. The CDC states that if there is a disparity between the two indicators that the worse of the two should be followed and respected.

We have seen a decline in both of our key indicators since January 23rd, however our number of cases over the past 7 days continues to indicate Southampton County as a High Transmission Community.



## Combined Core Indicator, Southampton, 2/27/2021


Current CDC  
Indicator for  
community  
transmission of  
COVID-19:



While risk of exposure to SARS-CoV-2 in a school may be lower when indicators of community spread are lower, this risk is also dependent upon the implementation of school and community mitigation strategies.

When communities implement and strictly adhere to mitigation strategies, the level of community transmission is slowed. This will in turn enable schools that are open for in-person learning to stay open. The application and utility of these indicators are inextricably linked to both schools and communities following recommended mitigation strategies.



Recommended Implementation of Mitigation Strategies and K-12 School Learning Modes by Level of Community Transmission for Schools That Do Not Implement Expanded Screening Testing.			
Low Transmission Blue	Moderate Transmission Yellow	Substantial Transmission Orange	High Transmission Red
<b>All schools:</b> Universal and correct use of masks is required; physical distancing; handwashing and respiratory etiquette; cleaning and maintaining healthy facilities; contact tracing in combination with isolation and quarantine. <b>Diagnostic Testing:</b> symptomatic students, teachers, and staff and close contacts referred for diagnostic testing.			
K-12 schools open for full in-person instruction. Physical distancing of 6 feet or more to the greatest extent possible.		Elementary Schools in hybrid learning mode or reduced attendance. Physical distancing of 6 feet or more is required.	
		Middle and high schools in hybrid learning mode or reduced attendance. Physical distancing of 6 feet or more is required.	Middle and high schools in virtual only instruction unless they can strictly implement all mitigation strategies, and have few cases; schools that are already open for in-person instruction can remain open, but only if they strictly implement mitigation strategies and have few cases.
		Sports and extracurricular activities occur only if they can be held outdoors, with physical distancing of 6 feet or more required.	Sports and extracurricular activities are virtual only.
Sports and extracurricular activities occur; physical distancing of 6 feet or more to the greatest extent possible.	Sports and extracurricular activities occur with physical distancing of 6 feet or more required.		



# New CDC Guidelines



# UPDATES FROM THE CDC

## Continued And Best Standing Guidance:

- **Universal and correct use of masks required**
  - We follow this by requiring all students and staff to wear masks each day, all day.
- **Physical Distancing**
  - This includes limiting population interactions.
    - Staggered start times
    - Alternating schedules (cohorts)
    - Physical barriers
    - Limiting visitors--including parents
- **Handwashing & Respiratory Etiquette**
  - Teaching and reinforcing handwashing expectations
  - Soap & water #1! Hand sanitizer alternative



- **Maintain Healthy Facilities**
  - **Continue to regularly disinfect high touch surfaces as much as possible.**
  - **Modifying classroom layouts--maximizing physical space.**
  - **Closing communal spaces.**
- **Contact Tracing in Combination with Isolation and Quarantine**
  - **Staying home when appropriate.**
    - **SCPS policy**
  - **This is an essential practice in preventing a mass spread.**

Additionally, within current CDC Guidelines:  
If spacing, staggering, no-cross population interaction and regular cleaning can take place; cafeterias can be utilized for food consumption.

# Summary

**CDC has updated indicators and encourages schools to be dynamic in their decision making process. Being cognizant of and responsive to community indicators is an essential step to keeping schools open.**

**In respect to mitigation strategies, this is a layered approach. No one strategy can be relied upon to fully mitigate the impact of COVID-19. In schools, masking and physical distancing are to be given top priority. They have the biggest impact on reducing transmission, and can also be monitored for consistent and correct implementation.**

# Technology



# OVERVIEW



- Phone support is still a major service offering, but thankfully minor issues for in-person students can often be addressed by the classroom teacher(s)
- Surprisingly, some students with weaker Internet service chose to remain virtual during Phase II
- Focus has expanded to in-person needs. For example, soon we'll have “charging stations” in each classroom.
- We have seen very rapid growth in our available technology, and the usage of that technology happens in EVERY phase; hybrid or virtual.



# BACK . . . TO A *SUDDENLY* 1:1 SCHOOL



Many teachers who have been so busy with implementing virtual learning are just now realizing that students have returned equipped with a device at the ready, that the days of scheduling carts for the classroom and competing for computer lab time are no longer, and that the electronic instructional resources we needed emergently during virtual learning are now powerful classroom tools!



Students must get in the consistent habit of bringing their devices to school each day while making sure that those devices are charged and ready to go. Also, emphasis must be given regarding the extra care and attention needed by students for their now traveling devices.

# Special Education & 504



# STEPS TO SPECIALIZED INSTRUCTION

## Referral

**Eligibility  
Meetings**

**IEP  
Meetings**

**Free  
Appropriate  
Public  
Education  
(FAPE)**

**Goals,  
Accommodations  
& Modifications**

# UPDATE ON 3RD NINE WEEKS

- ★ Students with special needs are being provided specialized instruction as dictated by their individualized education plan (IEP).
- ★ Some students require out of district services
  - Plan Bee Academy
  - BREC Academy
  - SECEP
- ★ Students in Life Skills are diligently working to complete their alternate assessment (VAAP).

# PLANS FOR THE 4TH NINE WEEKS

- ★ 4th Nine Weeks will continue in the same manner
- ★ VAAP collection of evidence will be completed and submitted for review by April 2, 2021



# Gifted Education & English Language Learners



# GIFTED EDUCATION



- Elementary gifted students continue to be served virtually. Students have a scheduled time outside of regular instructional time.
- Secondary gifted students continue to be served virtually and now in-person.
- Students recommended for gifted education will be brought into buildings to be tested if they are virtual.
- The Tidewater Governor's School will most likely be virtual this year.
  - Gifted students in grades 3-6 have been notified and applications are being mailed to families.
  - Based on our enrollment, we are eligible for 11 of the 60 slots.

# ENGLISH LANGUAGE LEARNERS

- ELL students were served virtually the first and second nine weeks.
- We now have students virtual and in-person

School	Virtual	In-Person
Riverdale Elementary	6	2
Capron Elementary	2	1
Southampton Middle School	1	1
Southampton High School	3	0



- The statewide English Language Proficiency (ELP) assessments will be completed by April 19, 2021.

# Human Resources



# COVID CARES MITIGATION



## EMPLOYEES HIRED FOR COVID CARES MITIGATION

<b>Health Screeners</b>	<b>Facility Monitors</b>	<b>Certified Nursing Assistants</b>	<b>Additional Custodians</b>	<b>Social and Emotional Staff</b>
<b>Capron Elementary</b>	<b>Riverdale Elementary</b>	<b>Nottoway Elementary</b>	<b>Meherrin Elementary</b>	<b>School Psychologist</b>
<b>Nottoway Elementary</b>	<b>Southampton Middle</b>	<b>Meherrin Elementary</b>	<b>Southampton High</b>	<b>Psychologist/ Behavior Specialist</b>
<b>Meherrin Elementary</b>				
<b>Southampton High</b>				

# PLAN FOR 4TH NINE WEEKS AND BEYOND

- Continue Aggressive Recruitment & Interview Process
- Job Fairs
- Virginia Career Work Center
- Virginia Employment Commission
- Colleges and Universities (Job Fairs & Correspondence with Education Department Chairs)

# Auxiliary Services



# MEAL SERVICES

- Each Friday, nearly 1000 meal kit boxes are delivered throughout the county, continuing the feeding of students and families of Southampton County.
- Daily meal counts at the school level are down--expected with 25% of students on campus per day. We are exploring ways to increase the percentage of student participation in the school meal program. Food Services has been a profitable entity in the past, and we want to continue this positive track record.



# PANDEMIC EBT


- Dates for funding: October and November Funds - March 17th, December and January Funds - March 20th, and February Funds - March 25th. Funds will be added to cards the 25th of each month after these initial funds are posted and will continue until further notice.
- Funding is approximately \$120 per month for virtual students and \$60 per month for hybrid students.
- Flyer and FAQ pamphlet have been posted to Facebook at Southampton County Public Schools Food and Nutrition Services page and sent to all principals.

# WHAT TO EXPECT FOR FOUR DAYS A WEEK

- School Cafeteria Managers are creating menus for April utilizing foods on hand and free USDA foods with minimal amounts purchased.
- Meal boxes will still be delivered on Fridays for all children that have signed up.
- Virtual children will receive a five (5) day meal box and children attending school four (4 )days per week will receive a three (3) day meal box.
- Drivers will have a list of addresses that will be color coded differentiating the students who receive the five (5) day or three (3) day meal box.

# TRANSPORTATION

- ★ Currently, 672 students are transported on buses in Southampton County Public Schools.
- ★ We continue to utilize 1 student per seat on each bus.
- ★ Adjustments to routes have been made in reflection of changes in ridership.
- ★ Additional bus drivers are on standby for any situation that may arise daily.
- ★ Driver attendance is doing very well, with limited absences to this point. Most absences were planned, with only a handful of call outs to this point.
- ★ Buses have been on time for the secondary schools each morning, which in turn helps them to be on time for the elementary schools.



# MAINTENANCE / OPERATIONS


- Maintenance department have been running wide open. We all have been delivering materials--cleaning, PPE, teacher supplies, etc. to ensure that the schools and classrooms have what they need.
- Custodial openings -we have been interviewing in hopes that hires can be made to fill vacancies. Adjustments have been made to cover areas where we have been shorthanded.
- Six (6) water bottle filling stations have just arrived (Friday), and the first installation is set to begin tomorrow morning at Nottoway.

# TEACHER SUPPLY SURVEY

- On Friday, February 26th, a supply survey was provided to the entire staff of the division. This was done to ensure that each individual has been outfitted with all supplies they felt they needed to feel comfortable in their classrooms and schools.
- Additionally, more PPE was offered to staff in order to alleviate any apprehensiveness they may have had.



# TEACHER SUPPLY SURVEY



The most requested items were

- Gloves (44/60%)
- Air Purifiers (35/48%)
- Disinfectant wipes (36/49%)
- Disinfectant Spray (25/34%)
- Hand Sanitizer (22/30%)
- Teacher Desk Shields (14/19%)

*Each school was visited and I talked with administration to be sure that the teachers had what they requested. I also double-checked that items requested in the survey were correct.*

# DISINFECTANT SPRAY

- Questions had been raised with the provided disinfectant spray “QT Plus” made by Hilliard.
- The concentrate of the cleaner is kept in custodial areas--staff and students do not handle the cleaner in its concentrated state.
- According to the safety data sheet, there are no classified health, physical, environment or OSHA hazards, and the product “does not meet the criteria for classification” for requiring a hazard statement label.
- It recommends “observe good industrial hygiene practices” which is general common sense practice.
- It does not require eye/face/skin/respiratory protection when used appropriately. For reference, Lysol aerosol spray recommends that proper hand, body, skin and respiratory protection is worn when utilizing the product.



# Phase III



# Sample Schedules

\*All schedules are under review and subject to change. Final schedules will be released soon.



# *Southampton County Public Schools*

## Planning for Phase III

*What is your preference for your child?*

### Key Components of Phase III

1. In-person learning four (4) days a week Monday-Thursday. We are using data from this survey to assist with developing schedules.
2. Contingent on the number of students participating in in-person learning, we may reduce social distancing from 6 feet to between 3 and 6 feet with masks.
3. All mitigation strategies will remain in place (mask wearing, frequent handwashing, social distancing, temperature checks, staying home when sick, and quarantining positive cases, contacts of positive cases, or suspected positive cases).
4. Continuous review of VDH & CDC data points.
5. Option to remain virtual or switch to virtual.

Please follow this link [tinyurl.com/SCPS-4thQtr21](https://tinyurl.com/SCPS-4thQtr21) to complete a quick personal preference survey for your child(ren) for Phase III.



Having our students back on our campuses has been a welcomed, refreshing, and successful experience. Our staff, students and families have done a fantastic job following our mitigation practices, strategies and keeping everyone safe.

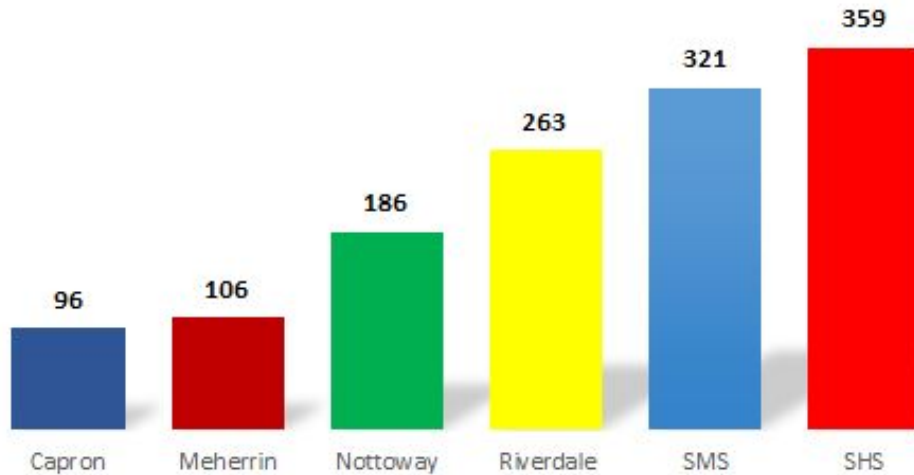


Dr. Gwendolyn Shannon, Division Superintendent  
757-653-2692/757-653-4464  
[gshannon@southampton.k12.va.us](mailto:gshannon@southampton.k12.va.us)

# Planning for Phase III

# PRELIMINARY PARENTAL SURVEY RESULTS

Respondents by School

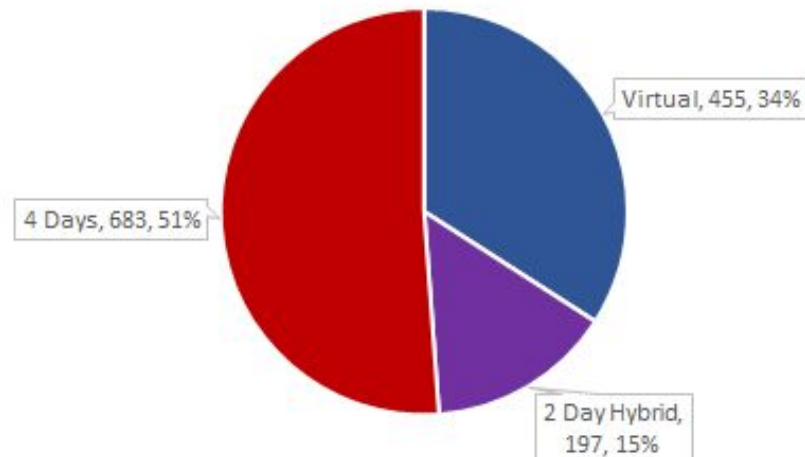


Current Instructional Model



***Preliminary  
Results for 4th  
Quarter Transition  
to Phase III***

4th Quarter Choice for Instructional Model



# PHASE III

## Mitigation Efforts

Health Screening Upon Entering Buildings, Health Screening Upon Entering Buses, Frequent Handwashing, and sanitation breaks, three (3) feet of social distancing, masks required, six (6) feet of social distancing if possible.

If metrics, CDC, and VDH Guidelines dictate.

(See Health Plan).

## Attendance Mode

### Hybrid

All students in-person four (4) days/asynchronous one (1) day per week

or

### Parent's Choice

All Virtual: synchronous instruction five (5) days per week.

# PHASE III

**School Day**  
**(Under Review and**  
**Subject to Change)**

## Elementary In-person

**8:45 a.m.-1:45 p.m. (in-person)**

## Elementary Virtual

**Mon.-Thurs. 2:00 p.m.-4:00 p.m.**

**Friday 8:30 a.m. - 2:45 p.m.**

---

## Secondary In-person

**7:30 a.m.-12:30 p.m. (in-person)**

## Secondary Virtual

**Mon.-Thurs. 12:30 p.m.-3:15 p.m.**

**Friday 8:00 a.m.-1:30 p.m.**

---

**Class Times**  
**(Under Review and**  
**Subject to Change)**

**See Charts. Slides 70-87**

# PHASE III

<b>Cohort Group Split</b>	<b>No split is necessary. Students will attend four (4) days a week unless parent and student chooses to remain virtual.</b>
<b>Day Each Cohort Attends</b>	<b>N/A</b> <b>Everyone will attend in-person all four days unless parent and student chooses to remain virtual.</b>
<b>Graduated Attendance Approach</b>	<b>TBA. Contingent on metrics, community spread, &amp; other CDC and VDH guidelines.</b>
<b>Transportation</b>	<b>School Bus &amp; Parent Drop off/Pickup</b>

# PHASE III

<b>Food Services</b>	<b>Provided at School and Parent Pick up from School. Food deliveries available upon request for Virtual Students.</b>
<b>Grades</b>	<b>All assignments will be graded for accuracy. Minimum of one grade and a maximum of 3 grades will be recorded and posted each week. Assignments will be turned in by due dates.</b>
<b>Attendance</b>	<b><u>In-Person Class</u> Students are expected to be physically present for in-person classes.</b>  <b><u>Virtual Class</u> Students are expected to be physically present during designated class time for each virtual class.</b>

# Elementary Schools Sample Schedules

\*All schedules are under review and subject to change. Final schedules will be released soon.





# Schedule with In-person AM and Virtual PM (Rev. 3/22)

## Block 1

Class Period Times	Mins	Action	
8:15-8:45	30	Duty Stations/Unloading Buses and Cars	
8:45-9:15	30	Temp. Check, Unpack, Breakfast	
9:15-10:25	70	Reading	
10:25-11:35	70	Math	
11:35-12:05	30	Recess	
12:05-12:35	30	Resource	
12:35-1:05	30	Lunch	
1:05-1:45	40	VA Studies/Science	
Total Time	240		
	2:00-2:45	45	Reading
	2:45-3:30	45	Math
	3:30-4:00	30	VA Studies/Science
	Total Time	120	

## Friday Virtual Learning

8:30 - 9:40	70	Reading
9:40-10:50	70	Math
10:50-12:00	70	VA Studies
12:00-12:30	30	Lunch
12:30-1:00	30	Recess
1:00-2:00	70	Science
2:00-2:45	45	Reading/Math Small Group Time
Total	355	

Teacher work hours:  
Mon-Thurs 8:15-4:00 = 7.75hrs  
Friday 8:15-2:45 = 6.5 hrs  
Total 37.5 Hours a Week

In-Person: 240 minutes daily = 960 Total Instructional Minutes per Week

Virtual: 120 minutes daily + 355 mins on Friday = 835 Total Instructional Minutes per Week



# Schedule with In-person AM and Virtual PM (Rev. 3/22)

## Block 1

Class Period Times	Minutes	Action
8:15-8:45	30	Temp. Check, Unpack, Breakfast
8:45-10:00	75	Reading
10:00-11:15	75	Math
11:15-11:45	30	Recess
11:45-12:15	30	Resource
12:15-12:45	30 (Do not count)	Lunch
12:45-1:45	60	VA Studies/Science
Total In-Person Time	270 min/day	
1:45-2:00	15	Recess
2:00 -2:50	50	Reading
2:50-3:40	50	Math
3:40-4:25	45	VA Studies/Science
4:25-4:45	20	Resource
Total Virtual Time	180 min/day	

In-Person: 270 minutes daily = 1080 min/wk

Virtual: 180 minutes daily + 210 mins on Friday = 930 min/wk

## Friday Virtual Schedule

8:00-9:00	60	Reading
9:00-10:00	60	Math
10:00-11:00	60	Science/ Social
11:00-11:30	30	Resource
	210 minutes	

Teacher work hours:  
Mon-Thurs 8:15-4:45 = 8.5hrs  
Friday 8:00-11:30 = 3.5hrs  
Total: 37.5 hours/wk

## Block 2



# Schedule with In-person AM and Virtual PM

## Block 1

Class Period Times	Minutes	Action
8:15-8:45	30	Temp. Check, Unpack, Breakfast
8:45-10:00	75	Reading
10:00-11:15	75	Math
11:15-11:45	30	Recess
11:45-12:15	30	Resource
12:15-12:45	30 (Do not count)	Lunch
12:45-1:45	60	VA Studies/Science
Total In-Person Time	270 min/day	
1:45-2:00	15	Recess
2:00 -2:45	45	Reading
2:45-3:30	45	Math
3:30-4:00	30	VA Studies/Science
4:00-4:30	30	Resource
Total Virtual Time	165 min/day	

In-Person: 270 minutes daily = 1080 min/wk

Virtual: 165 minutes daily + 270 mins on Friday = 930 min/wk

Time	Time	Friday
8:00-9:00	60	Reading
9:00-10:00	60	Math
10:00-11:00	60	Science/ Social
11:00-11:30	30	Resource
11:30-12:30	60	Time for individual & small group virtual
Total:	270	

Teacher work hours:

Mon-Thurs 8:15-4:30 = 8.25hrs

Friday 8:00-12:30 = 4.5hrs

Total: 37.5 hours/wk

# Elementary Teacher Work Day Mock Calculations

Time		Instructional Time
8:45-3:45 (old student day)		
8:30-4:00 (old teacher work day)	7 hr 30 min	Regular School Year
8:15-4:00	7hr 45 min (because added 15 min)	Pandemic
8:15-4:15	8 hr	
8:15-4:45	8hr 45 min	Proposal
8:15-4:45	8hr 30 min	Needed

7.5 or 7 hr and 30 min owes 4 hours

8:15-8:45		30	Temp. Check, Unpack, Breakfast	
8:45-10:00		75	Reading	
10:00-11:15		75	Math	
11:15-11:45		30	Recess	
11:45-12:15		30	Resource	
12:15-12:45		30 (Do not count)	Lunch	
12:45-1:45		60	VA Studies/Science	
Total In-Person Time		270 min/day		
2:00 -2:50		50	Reading	
2:50-3:40		50	Math	
3:40-4:25		45	VA Studies/Science	
4:25-4:45		20	Resource	
Total Virtual Time		165 min/day		
M-TH	Total Each Day	Friday	Total Friday Hours	Total
8:15-8:45	8 hr 30 min	8:00-11:30	3 hrs 30 min	37.5 week 37 hrs 30 min

# Southampton Middle School Sample Schedules

\*All schedules are under review and subject to change. Final schedules will be released soon.



# Southampton Middle School--6th grade



<b>7:15-7:30</b>	<b>15 min</b>	<b>Temperature Checks</b>
7:30-8:06	36 min	1st Period
8:06-8:09	3 min	Sanitation break
8:09-8:45	36 min	2nd Period
8:45-8:48	3 min	Sanitation break
8:48-9:26	36 min	3rd period
9:26-9:29	3 min	Sanitation break
9:29-9:54	25 min	Lunch
9:54-10:30	36 min	4th period
10:30-10:33	3 min	Sanitation break
10:33-11:09	36 min	5th Period
11:09-11:12	3 min	Sanitation break
11:12-11:48	36 min	6th period
11:48-11:51	3 min	Sanitation break
11:51-12:27	36 min	7th period
12:30-3:45	142 min	Virtual Instruction
		<b>Total Virtual - 990 min/week</b> <b>Teacher Time- 7:30 -12:30 - Monday-Thursday</b> <b>5 Hours a DAY X 4 = 20 Hours</b> <b>Friday- 3.30 Hours</b>

**TOTAL  
INSTRUCTIONAL TIME  
PER CLASS PER  
WEEK: 144 minutes**

Time	Time	Friday
8:00-8:30	30	Period One
8:30-9:00	30	Period Two
9:00-9:30	30	Period Three
9:30-10:00	30	Period Four
10:00-10:30	30	Period Five
10:30-11:00	30	Period Six
11:00-11:30	30	Period Seven
Total	210	

# Southampton Middle School--7th grade



<b>7:15-7:30</b>	<b>15 min</b>	<b>Temperature Checks</b>
7:30-8:06	36 min	1st Period
8:06-8:09	3min	Sanitation break
8:09-8:45	36 min	2nd Period
8:45-8:48	3 min	Sanitation break
8:48-9:24	36 min	3rd period
9:24-9:27	3 min	Sanitation break
9:27-10:03	36 min	4th period
10:03-10:06	3 min	Sanitation break
10:06-10:42	36 min	5th Period
10:42-10:45	3 min	Sanitation break
10:45-11:10	25 min	Lunch
11:10-11:46	36 min	6th period
11:46-11:49	3 min	Sanitation break
11:49-12:25	36 min	7th period
12:30-3:45	142 min	Virtual Instruction
<b>Total Virtual - 990 min/week</b> <b>Teacher Time- 7:30 -12:30 -</b> <b>Monday-Thursday</b> <b>5 Hours a DAY X 4 = 20 Hours</b> <b>Friday- 3.30 Hours</b>		

Time	Time	Friday
8:00-8:30	30	Period One
8:30-9:00	30	Period Two
9:00-9:30	30	Period Three
9:30-10:00	30	Period Four
10:00-10:30	30	Period Five
10:30-11:00	30	Period Six
11:00-11:30	30	Period Seven
<b>Total</b>	<b>210 min</b>	

# Southampton Middle School--8th grade



<b>7:15-7:30</b>	<b>15 min</b>	<b>Temperature Checks</b>
7:30-8:06	36 min	1st Period
8:06-8:09	3 min	Sanitation break
8:09-8:45	36 min	2nd Period
8:45-8:48	3 min	Sanitation break
8:48-9:24	36 min	3rd period
9:24-9:27	3 min	Sanitation break
9:27-10:03	36 min	4th period
10:03-10:28	25 min	Lunch
10:28-11:04	36 min	5th Period
11:04-11:07	3 min	Sanitation break
11:07-11:43	36 min	6th period
11:43- 11:46	3 min	Sanitation break
11:46-12:22	36 min	7th period
<b>Total In-Person Hours</b>	<b>252 min/day</b>	<b>Total In-Person - 1008 min/week</b>
<b>Total Virtual Hours 12:30-3:45 Monday-Thursday 8:30-11:30 Friday</b>	<b>142 min/day per subject M-TH 30 min per subject Friday</b>	<b>Total Virtual - 990 min/week  Teacher Time- 8 hrs 15 min-M-Thursday Friday- 3.30</b>

Time	Time	Friday
8:00-8:30	30	Period One
8:30-9:00	30	Period Two
9:00-9:30	30	Period Three
9:30-10:00	30	Period Four
10:00-10:30	30	Period Five
10:30-11:00	30	Period Six
11:00-11:30	30	Period Seven
<b>Total</b>	<b>210</b>	

## All Virtual Students Session / (Period 1-7 on Monday-Friday)

**TOTAL INSTRUCTIONAL TIME PER CLASS PER WEEK: 142 mins.**

Time	Time		Monday- Thursday
12:30 - 1:00	12:30 - 12:58	28	Period One
12:00- 1:30	12:58- 1:26	28	Period Two
1:30 - 2:00	1:26 - 1:54	28	Period Three
2:00 - 2:30	1:54 - 2:22	28	Period Four
2:30-3:00	2:22-2:50	28	Period Five
3:00-3:30	2:50-3:18	28	Period Six
3:30-4:00	3:18-3:45	27	Period Seven
12:30-3:45 M-TH		195 min.	780 minutes M-TH 210 minutes Friday Total 990 Hours

Time	Time	Friday
8:00-8:30	30	Period One
8:30-9:00	30	Period Two
9:00-9:30	30	Period Three
9:30-10:00	30	Period Four
10:00-10:30	30	Period Five
10:30-11:00	30	Period Six
11:00-11:30	30	Period Seven
Total	210 min	

## All Virtual Students Session / (Period 1-7 on Monday-Friday)

**TOTAL INSTRUCTIONAL TIME PER CLASS PER WEEK: 141 mins. (980 weekly total)**

Time	Time		Monday-Thursday
12:30 - 1:00	12:30 - 12:56	26	Period One
12:00- 1:30	12:56- 1:22	26	Period Two
1:30 - 2:00	1:22 - 1:48	26	Period Three
2:00 - 2:30	1:48 - 2:14	26	Period Four
2:30-3:00	2:14-2:40	26	Period Five
3:00-3:30	2:40-3:06	26	Period Six
3:30-4:00	3:06-3:30	24	Period Seven
12:30-3:30 M-TH		180 min.	720 minutes M-TH 260 minutes Friday Total 990 Hours

Time	Time	Friday
8:00-8:37	37	Period One
8:37-9:14	37	Period Two
9:14-9:51	37	Period Three
9:51-10:28	37	Period Four
10:28-11:05	37	Period Five
11:05-11:42	37	Period Six
11:42-12:20	38	Period Seven
	260 min	

# Southampton High School Sample Schedules



### First Lunch Schedule (Halls 6 & 7)

7:15-7:30	Temperature Checks/Grab & Go Breakfast
7:30-8:35	Block One
8:35-8:40	Sanitation Break
8:40-9:45	Block Two
9:45-9:50	Sanitation Break
9:50-10:20	Block Three
10:20-10:45	Lunch
10:45-11:20	Block Three
11:20-11:25	Sanitation Break
11:25-12:30	Block Four

### Second Lunch (Halls 2, 3, & 4)

7:15-7:30	Temperature Checks/Grab & Go Breakfast
7:30-8:35	Block One
8:35-8:40	Sanitation Break
8:40-9:45	Block Two
9:45-9:50	Sanitation Break
9:50-10:55	Block Three
10:55-11:20	Lunch
11:20-11:25	Sanitation Break
11:25-12:30	Block Four

### Third Lunch (CTE, Health/PE)

7:15-7:30	Temperature Checks/Grab & Go Breakfast
7:30-8:35	Block One
8:35-8:40	Sanitation Break
8:40-9:45	Block Two
9:45- 9:50	Sanitation Break
9:50- 10:55	Block Three
10:55-11:00	Sanitation Break
11:05-12:05	Block Four
12:05-12:30	Lunch

12:35-1:15	Block One	40	Monday - Thursday
1:15-1:55	Block Two	40	
1:55-2:35	Block Three	40	
2:35-3:15	Block Four	40	
160*4=640			

8:00-9:20	Block One	120	Friday
9:25-10:45	Block Two	120	
10:50-12:10	Block Three	120	
12:10-1:30	Block Four	120	
120*4=480			

In-Person =1040 minutes, Virtual = 1120 minutes Teacher work times: Mon-Thurs 8/day =32, Fri = 5.5 hr Total Teacher Time = 37.5 hours

### First Lunch Schedule (Halls 6 & 7)

7:15-7:30	Temperature Checks/Grab & Go Breakfast
7:30-8:35	Block One
8:35-8:40	Sanitation Break
8:40-9:45	Block Two
9:45-9:50	Sanitation Break
9:50-10:20	Block Three
10:20-10:45	Lunch
10:45-11:20	Block Three
11:20-11:25	Sanitation Break
11:25-12:30	Block Four

### Second Lunch (Halls 2, 3, & 4)

7:15-7:30	Temperature Checks/Grab & Go Breakfast
7:30-8:35	Block One
8:35-8:40	Sanitation Break
8:40-9:45	Block Two
9:45-9:50	Sanitation Break
9:50-10:55	Block Three
10:55-11:20	Lunch
11:20-11:25	Sanitation Break
11:25-12:30	Block Four

**Third Lunch (CTE, Health/PE)**

7:15-7:30	Temperature Checks/Grab & Go Breakfast
7:30-8:35	Block One
8:35-8:40	Sanitation Break
8:40-9:45	Block Two
9:45- 9:50	Sanitation Break
9:50- 10:55	Block Three
10:55-11:00	Sanitation Break
11:05-12:05	Block Four
12:05-12:30	Lunch

12:30-1:15	Block One	45	Monday - Thursday
1:15-2:00	Block Two	45	
2:00-2:45	Block Three	45	
2:45-3:30	Block Four	45	
180*4=720			

8:00-9:05	Block One	65	Friday
9:05-10:10	Block Two	65	
10:10-11:15	Block Three	65	
11:15-12:30	Block Four	65	
260			

**In-Person =1040 minutes, Virtual = 980 minutes Teacher work times: Mon-Thurs 8.15/day = 33, Fri = 4.5 hr Total Teacher Time = 37.5 hours**

### First Lunch Schedule (Halls 6 & 7)

<b>7:15-7:30</b>	<b>Temperature Checks/Grab &amp; Go Breakfast</b>
<b>7:30-8:35</b>	<b>Block One</b>
<b>8:35-8:40</b>	<b>Sanitation Break</b>
<b>8:40-9:45</b>	<b>Block Two</b>
<b>9:45-9:50</b>	<b>Sanitation Break</b>
<b>9:50-10:20</b>	<b>Block Three</b>
<b>10:20-10:45</b>	<b>Lunch</b>
<b>10:45-11:20</b>	<b>Block Three</b>
<b>11:20-11:25</b>	<b>Sanitation Break</b>
<b>11:25-12:30</b>	<b>Block Four</b>

### Second Lunch (Halls 2, 3, & 4)

<b>7:15-7:30</b>	<b>Temperature Checks/Grab &amp; Go Breakfast</b>
<b>7:30-8:35</b>	<b>Block One</b>
<b>8:35-8:40</b>	<b>Sanitation Break</b>
<b>8:40-9:45</b>	<b>Block Two</b>
<b>9:45-9:50</b>	<b>Sanitation Break</b>
<b>9:50-10:55</b>	<b>Block Three</b>
<b>10:55-11:20</b>	<b>Lunch</b>
<b>11:20-11:25</b>	<b>Sanitation Break</b>
<b>11:25-12:30</b>	<b>Block Four</b>

**Third Lunch (CTE, Health/PE)**

7:15-7:30	Temperature Checks/Grab & Go Breakfast
7:30-8:35	Block One
8:35-8:40	Sanitation Break
8:40-9:45	Block Two
9:45- 9:50	Sanitation Break
9:50- 10:55	Block Three
10:55-11:00	Sanitation Break
11:05-12:05	Block Four
12:05-12:30	Lunch

12:30-1:18	Block One	48	Monday - Thursday
1:20-2:08	Block Two	48	
2:08-2:56	Block Three	48	
2:56-3:44	Block Four	48	
192*4=768			

8:00-8:52	Block One	52	Friday
8:52-9:44	Block Two	52	
9:44-10:36	Break	52	
10:36-11:28	Block Four	52	
52*4=208			

**In-Person =1040 minutes, Virtual = 976 minutes Teacher work times: Mon-Thurs 8.5/day = 34, Fri = 3.5 hr Total Teacher Time = 37.5 hours**

# Virtual Academy




# Plans for a Separate Virtual Academy

**In-Person Schooling**

**Virtual Academy**

**Traditional  
in-person schooling  
at normal  
locations.**

**Complete Virtual  
Academy taught by  
virtual only  
teachers in one  
location on one  
campus.**



**Virtual Learning is Here to Stay!**

# *Superintendent's Recommendation*

**4th Nine Weeks**



## **Phase III**

**Hybrid Synchronous In-person Four (4) Days  
and One (1) Day Asynchronous/Virtual  
or Completely Virtual Learning  
(Parent's Choice)**

COVID-19

**PANDEMIC**

\*Only if metrics are favorable  
according to CDC & VDH