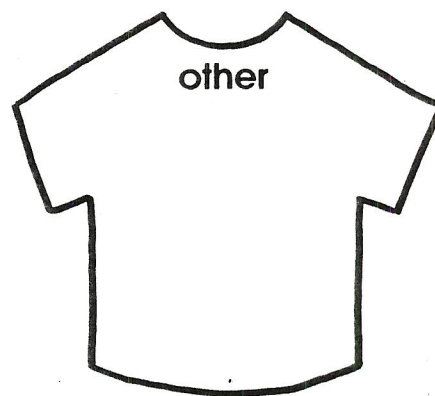








Name \_\_\_\_\_

Tally

Look at each person in your room. Make a tally mark on the shirt to show each color.



How many? Write the number. Color the shirts.

red \_\_\_\_\_

blue \_\_\_\_\_

green \_\_\_\_\_

white \_\_\_\_\_

yellow \_\_\_\_\_

pink \_\_\_\_\_

black \_\_\_\_\_

other \_\_\_\_\_

Use with Classroom Activity #4 on page 49.


# Class Tally

Boys

Girls

Teachers

Total

Absent

--



Name \_\_\_\_\_

# Picture Graphs

This tally shows  
the favorite  
ice cream flavors  
of 25 children.



ice cream	
chocolate	<del>    </del>
vanilla	<del>    </del>
strawberry	
bubble gum	<del>    </del>
chocolate chip	

Make a picture graph to show the same thing. Draw a  for each tally mark.

chocolate	
vanilla	
strawberry	
bubble gum	
chocolate chip	












Name \_\_\_\_\_



# TAKING A TALLY

Greg and his dad visited a pond. They took a count of the number of animals they saw. Look at the notes to answer the questions.



1. How many frogs did they see? \_\_\_\_\_
2. How many fish did they see? \_\_\_\_\_
3. What kind of animal did they see the most?  
☐ deer      ☐ ducks      ☐ turtles
4. What kind of animal did they see the least?  
☐ fish      ☐ frogs      ☐ snakes
5. How many kinds of birds did they see? \_\_\_\_\_