



MatchMine™ is easy to use!

The Match Mine™ learning games allow the acquisition of specific vocabulary and concepts through play. In addition, these games foster verbal communication skills, spatial relations, direction giving, active listening, cooperation, and ability to take the perspective of another.



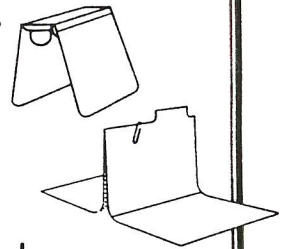
Set Up

Students are seated in pairs. Pass out one gameboard per person, and one sheet of gamepieces per pair. First, have students cut the gamepiece sheet in half so they each have an identical set, then have each student cut out his or her set of gamepieces.



To Start


Each student works with a partner. They have an identical set of gamepieces and an identical gameboard. A barrier is set up between the students. The barrier can be a book, binder, or two file folders taped or paper clipped together. Alternatively, students can sit back to back. Students cannot see each other's gameboard or gamepieces.




Directions


One student is the sender and the other is the receiver. To start, the sender first lays out all of his or her figures on the gameboard in any arrangement without

talking to the receiver. The sender cannot move the gamepieces once they are all set in place. Next, as clearly as possible, the sender describes his or her gameboard by explaining the location of each gamepiece. The receiver attempts to build and match the arrangement by listening to the directions given by the sender. Receivers are encouraged to ask for clarification, if they don't understand the directions. Senders are encouraged to check for understanding, if they feel the receiver may have misunderstood.



ASTRO TALK





ASTRO TALK

