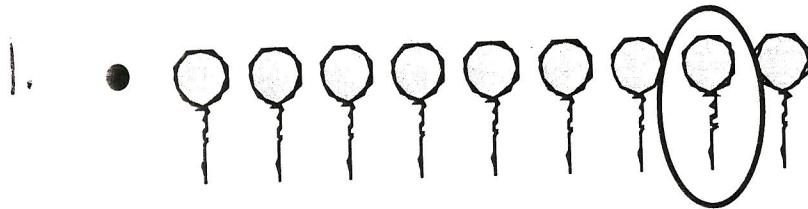


Name _____

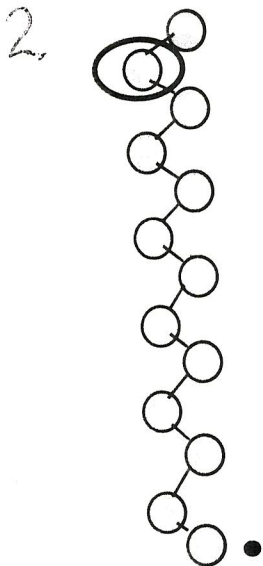
M 2.2a – TSW: identify the ordinal positions first through twentieth, using an ordered set of objects.

Directions: Starting at the • find the ordinal position of the figure that is circled.



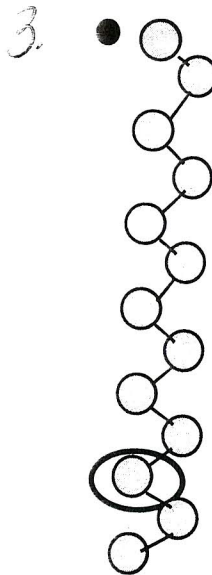
number

word




number

word



number

word



number

word



number

word

cut out
sort & match

1 st	15 th	seventh	eighteenth
seventeenth	17 th	7 th	second
8 th	eighth	nineteenth	12 th
third	2 nd	thirteenth	16 th
fifteenth	19 th	9 th	fourteenth
13 th	sixth	first	3 rd
twelfth	4 th	18 th	eleventh
5 th	ninth	14 th	twentieth
fourth	11 th	6 th	fifth
sixteenth	20 th	tenth	10 th

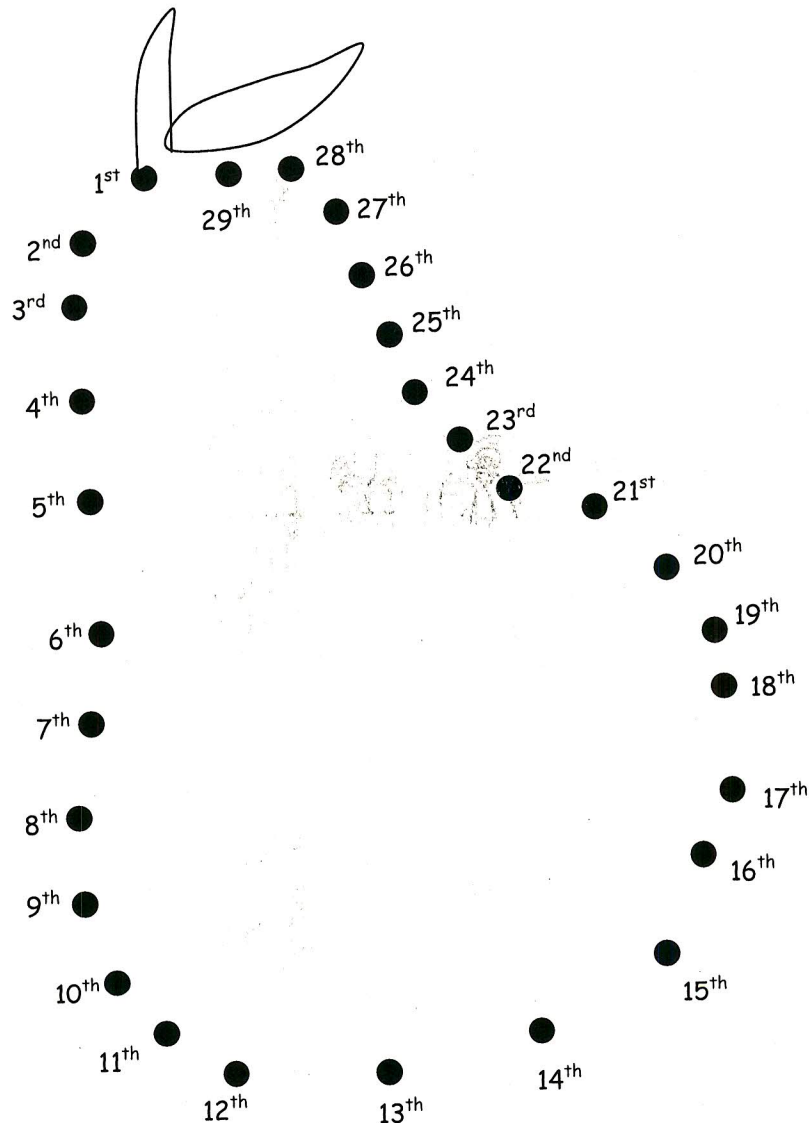
2.2 a

Ordinal Numbers

Name: _____

Date: _____

Am I a fruit or a vegetable? Complete the dot to dot to find out.



Cross out the wrong word.

I am a fruit/vegetable. I am a _____


Draw your own fruit dot to dot on the back. Use ordinal numbers.




Name _____

2.2 a

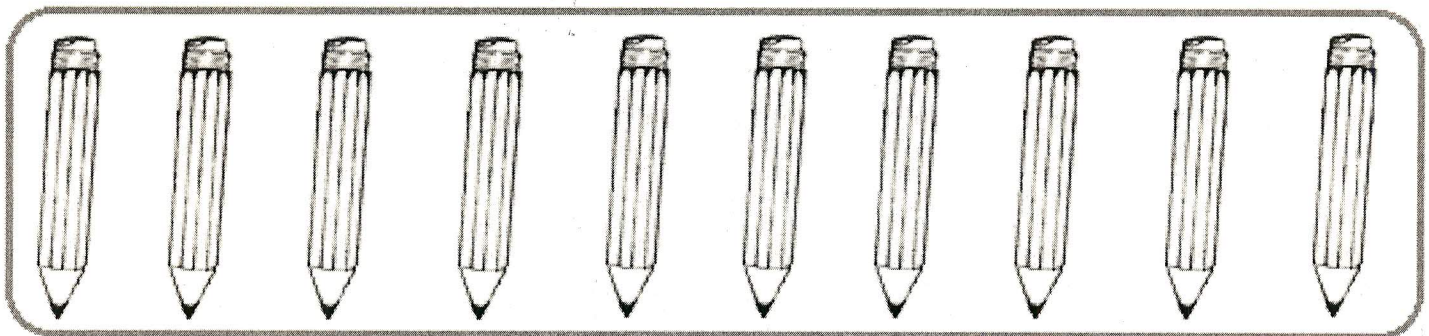
Color the seventh picture. Put an X on the fifth picture. Circle the eighth picture.



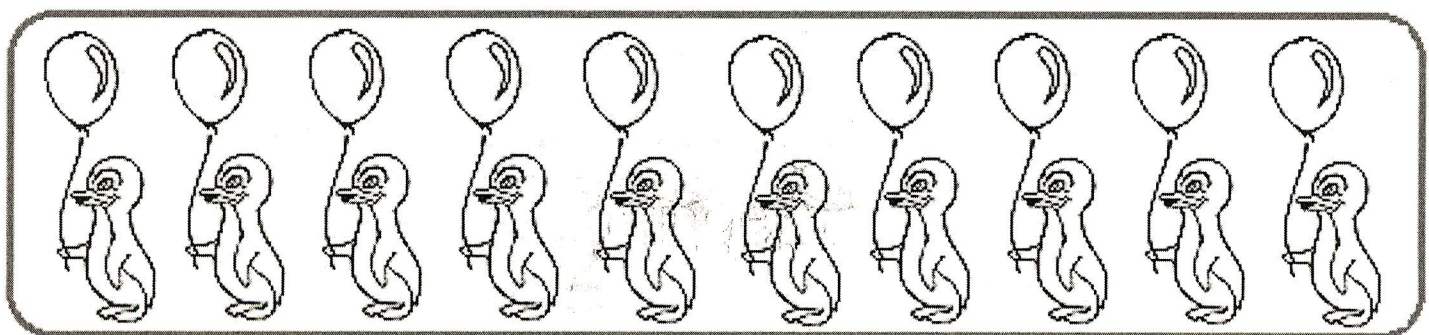
Color the fith picture. Put an X on the eighth picture. Circle the sixth picture.



Color the tenth picture. Put an X on the ninth picture. Circle the seventh picture.



Color the eighth picture. Put an X on the sixth picture. Circle the tenth picture.



Name _____

Ordinal Number Names

Color the first scoop blue.

Color the ninth scoop yellow.

Color the tenth scoop red.

Color the second scoop green.

Color the fourth scoop purple.

Color the eighth scoop brown.

Color the third scoop orange.

Color the fifth scoop green.

Color the sixth scoop brown.

Color the seventh scoop red.

I colored my cone

_____.

My cone has _____ scoops.

