


Write the Time

Time:
Using Time Phrases
With Digital Time

Look at the key to learn some different ways to write the time. Then read the time on each clock. On the lines, write that time in three different ways.

KEY



2:15
15 minutes past 2
a quarter past 2




2:45
15 minutes 'til 3
a quarter 'til 3

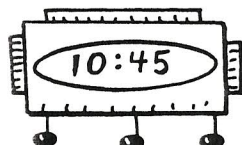
1



2



3



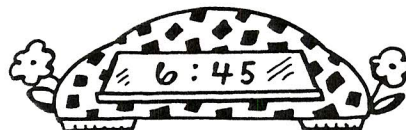
4



5



6



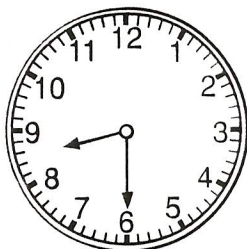
Name _____

Time: to the quarter hour


Time to Measure

Write the time shown on each clock.


Color the spice jar with the matching time.




A. _____



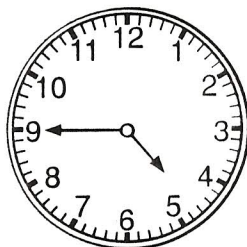
B. _____





C. _____



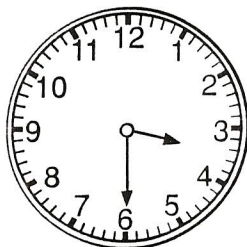

D. _____




E. _____




F. _____




G. _____



H. _____



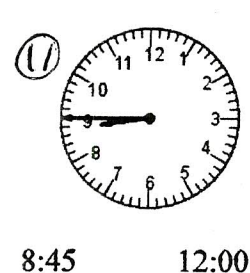
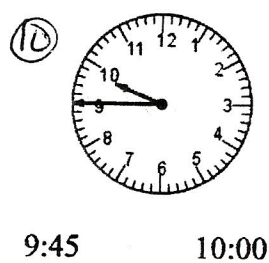
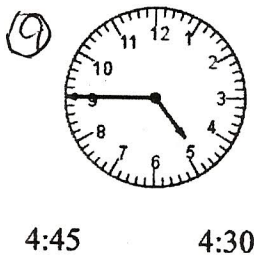
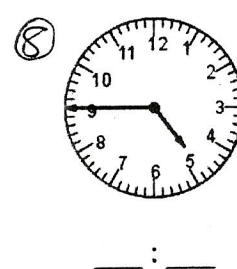
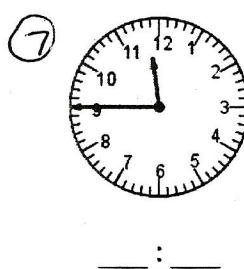
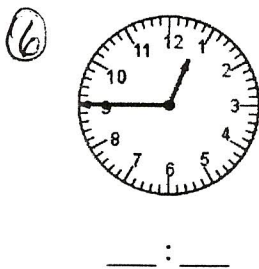
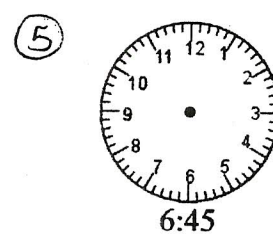
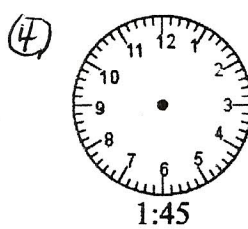
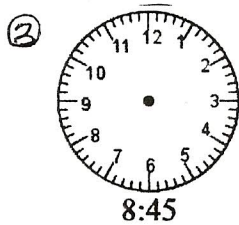
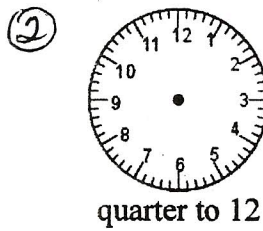


I. _____



J. _____


Name _____

SOL 2.12




Name _____

SOL 2.12




①



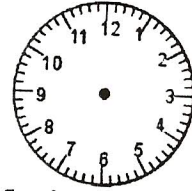
fifteen minutes
after three

②



quarter past ten

③



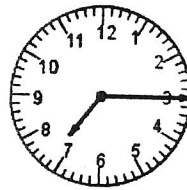
15 minutes after 1

④



6:15

⑤




5:15

8:15


7:15

⑥



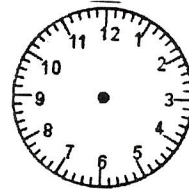
12:15

⑦



10:15

⑧




6:15

⑨



____ : ____

⑩



____ : ____



Name _____

SDL 2.12 QUIZ

Write the time.

Fill in the blanks with another way of writing the time.

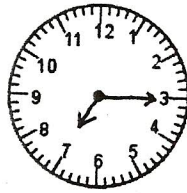
①



__ : __

15 minutes to __

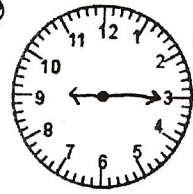
②



__ : __

a quarter past __

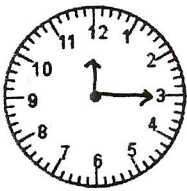
③



__ : __

15 minutes after __

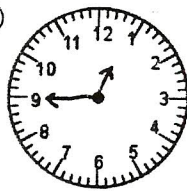
④



__ : __

a quarter past __


⑤



__ : __

a quarter to __

⑥



__ : __

__ o'clock


⑦



__ : __

half past __

⑧



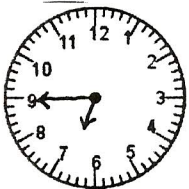
__ : __

⑨



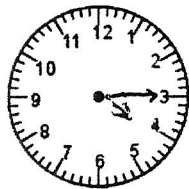
__ : __

⑩



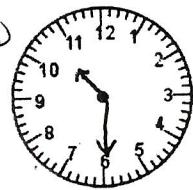
__ : __

⑪



__ : __

⑫




__ : __













A Busy Day

(Pages 55 and 56)

1. Write the time on each card.



For Every Learner™: Math • ©The Mailbox® Books • TEC61196

 ____ : ____ PM	 ____ : ____ AM	 ____ : ____ PM	 ____ : ____ AM
 ____ : ____ AM	 ____ : ____ PM	 ____ : ____ PM	 ____ : ____ PM
 ____ : ____ PM	 ____ : ____ PM	 ____ : ____ AM	 ____ : ____ PM


Name: _____

Time to the Nearest 5 Minutes

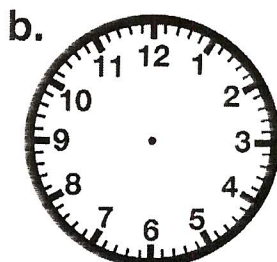
Telling Time

To the Nearest 5 Minutes

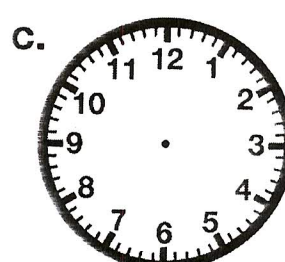
Draw hands on each clock face to show the given time.
Be sure the hour hands are shorter than the minute hands.



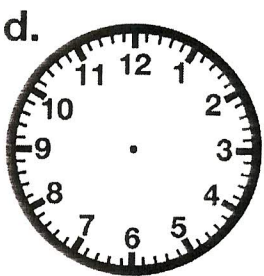
6:10



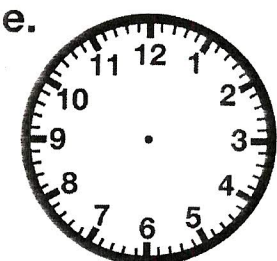
4:25




12:40



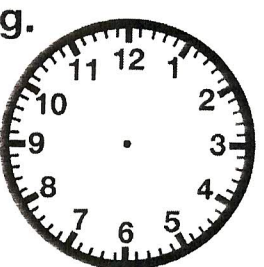
5:30



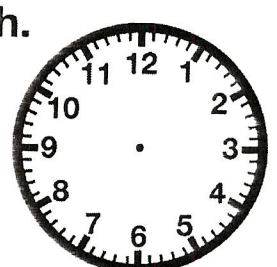
7:50




11:05



2:15



3:20



8:55

Name: _____


M 2.12

Time to the Nearest 5 Minutes


Telling Time

To the Nearest 5 Minutes


Write the time shown on each clock.




____ : ____




____ : ____




____ : ____




____ : ____




____ : ____



____ : ____



____ : ____



____ : ____



____ : ____

Name: _____

Time - Matching

M 2.12

Time Match

Match the time on the left with same time on the right.

_____ 4:05

_____ 4:10

_____ 4:15

_____ 4:30

_____ 4:45

_____ 4:50

_____ 4:55

a. five minutes after four

b. five minutes to five

c. ten minutes after four

d. ten minutes to five

e. quarter after four

f. quarter to five

g. half past four

Now, try these...

_____ 12:15

_____ 12:20

_____ 12:25

_____ 12:30

_____ 12:35

_____ 12:40

_____ 12:45

a. half past twelve

b. twenty minutes after twelve

c. twenty minutes to one

d. twenty-five minutes after twelve

e. twenty-five minutes to one

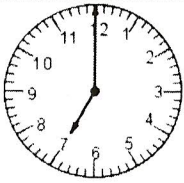
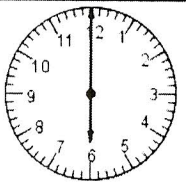
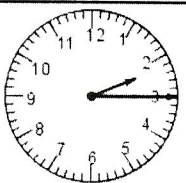
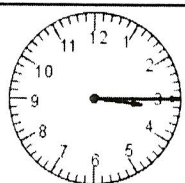
f. quarter to one

g. quarter after twelve

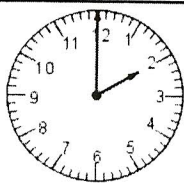
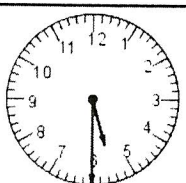
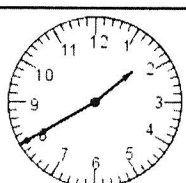
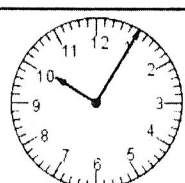
Name _____

Time

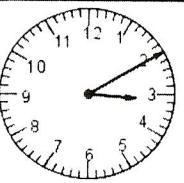
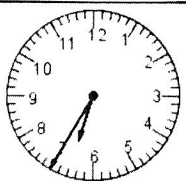
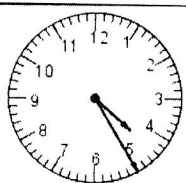
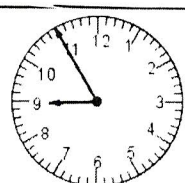
Write the time. 2 ways

1.  ____ : ____	2.  ____ : ____	3.  ____ : ____	4.  ____ : ____
---	---	--	---

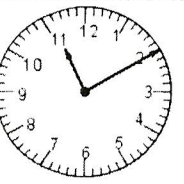
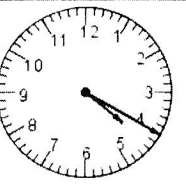
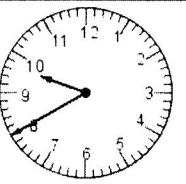
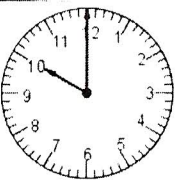
1. _____ _____	2. _____ _____	3. _____ _____	4. _____ _____
-------------------	-------------------	-------------------	-------------------

5.  ____ : ____	6.  ____ : ____	7.  ____ : ____	8.  ____ : ____
---	---	--	---

5. _____ _____	6. _____ _____	7. _____ _____	8. _____ _____
-------------------	-------------------	-------------------	-------------------

9.  ____ : ____	10.  ____ : ____	11.  ____ : ____	12.  ____ : ____
---	--	---	--

9. _____ _____	10. _____ _____	11. _____ _____	12. _____ _____
-------------------	--------------------	--------------------	--------------------

13.  ____ : ____	14.  ____ : ____	15.  ____ : ____	16.  ____ : ____
--	--	---	--

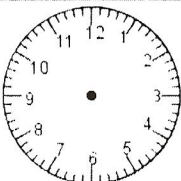
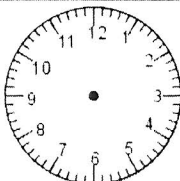
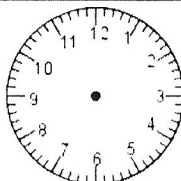
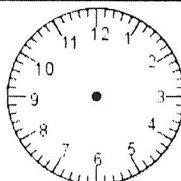
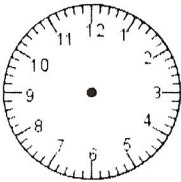
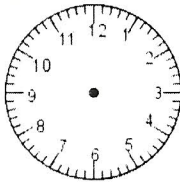
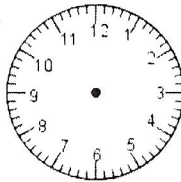
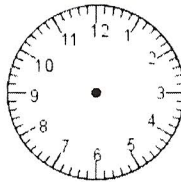

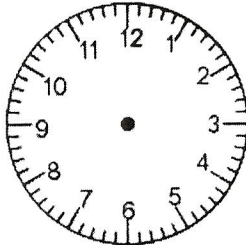
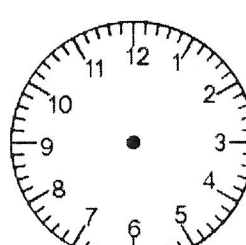
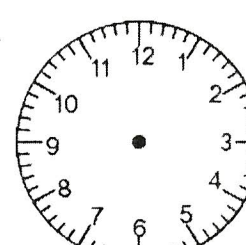
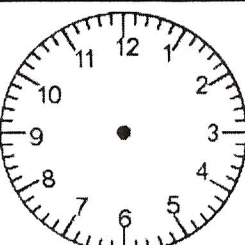
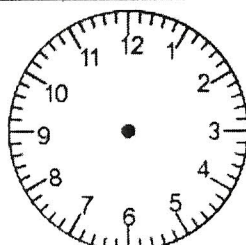
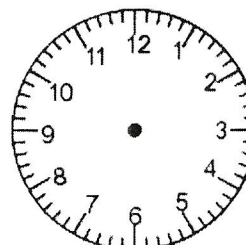
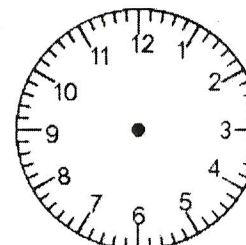
13. _____ _____	14. _____ _____	15. _____ _____	16. _____ _____
--------------------	--------------------	--------------------	--------------------

Name _____

M 2.12

Time

Draw the two hands on the clock to show the time.

1.  4:05	2.  6:55	3.  9:25	4.  3:40
5.  10:30	6.  5:35	7.  11:45	8.  7:50
9.  twenty-five minutes after ten	10.  fifty-five minutes after two	11.  a quarter to one	12.  four o'clock
13.  twenty minutes after five	14.  ten minutes after eleven	15.  a quarter after seven	16.  ten minutes to six