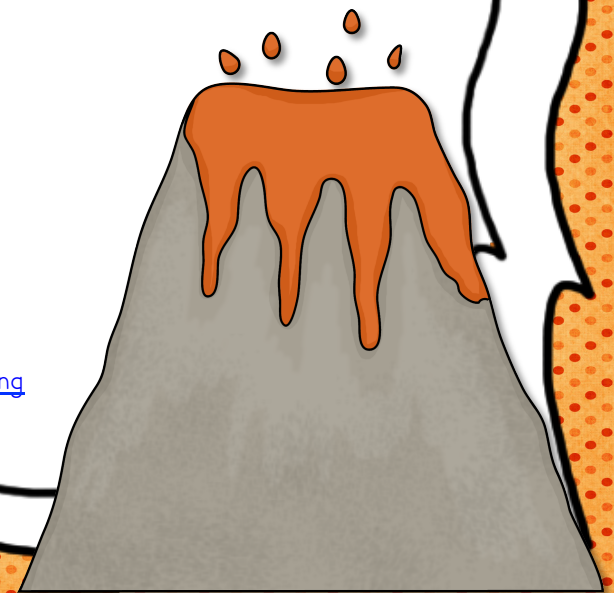


A DINOSAUR SIGHT WORD GAME

Featuring words typically
taught in Kindergarten &
First Grade



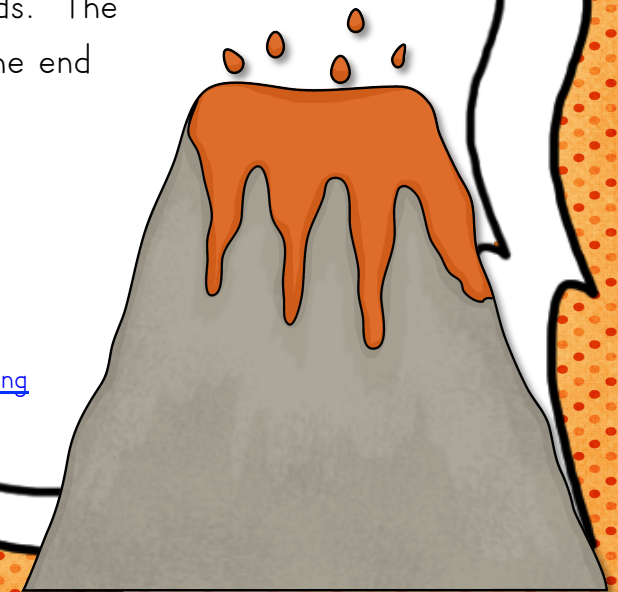
By Angelia Grimes-Graeme from [Extra Special Teaching](http://www.ExtraSpecialTeaching.com)

© 2012

A DINOSAUR SIGHT WORD GAME


Teacher Directions: Print cards on cardstock.
laminare and cut out cards.

Student Directions: Draw a card and read the word
on the card. If you read the word correctly, keep the
card. If you do not, put the card back at the bottom
of the deck. Be careful, there are special cards. The
winner is the player with the most cards at the end
of the game.




By Angelia Grimes-Graeme from [Extra Special Teaching](#)


© 2012




a




the




and




go




had




he




see




has




you




like




me




my




play




we




of




in




am




at




to




as




have




is




it




can




his




him




on




not




red




yellow




blue




green




purple




orange




brown




black




white




pink




gray




did




girl




for




but




up




all




look




with




her




what




was




were




said




that




here




make




down




they




some




there




boy




out




do




little




when




then




be




she




come




eat




I




good




where




Found a dinosaur!
Draw again.




Volcano erupts!
Lose a turn.




Dinosaur steals 2 cards!




Found a dinosaur!
Draw again.




Volcano erupts!
Lose a turn.




Dinosaur steals 2 cards!




Found a dinosaur!
Draw again.




Volcano erupts!
Lose a turn.




Dinosaur steals 2 cards!



Found a dinosaur!
Draw again.




Volcano erupts!
Lose a turn.




Dinosaur steals 2 cards!







DINOSAURS!



Write some of the words you drew while playing A Dinosaur Sight Word Game.

_____	_____	_____
_____	_____	_____
_____	_____	_____
_____	_____	_____
_____	_____	_____
_____	_____	_____
_____	_____	_____







Credits Page

Made by Angelia Grimes-Graeme ©2012. Duplication limited to single classroom use only.

Graphics By:

FANCY DOG STUDIO
INSTANT DIGITAL DOWNLOADS



Fonts By: Pam Hyer ([Miss Pam & Miss Pam Skinny](#))



Thanks for using my products!

Please visit my blog at <http://extraspecialteaching.blogspot.com>.